

190-9002
STO134 LED



Description

Low-glare, diffused step light.

ADA (American Disabilities Act) Compliant.

IP66. Class I. IK07. Marine-grade, die-cast aluminum alloy. 5CE superior corrosion protection including PCS hardware.

Powdercoat Finish. Silicone CCG® Controlled Compression Gasket. Opal polycarbonate main lens. Two cable entries. 0-10V Dimming comes standard with luminaire.

Pre-installation blockout is recommended for mounting in concrete, available on request.

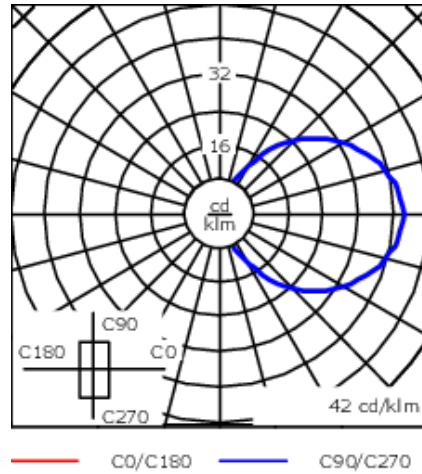
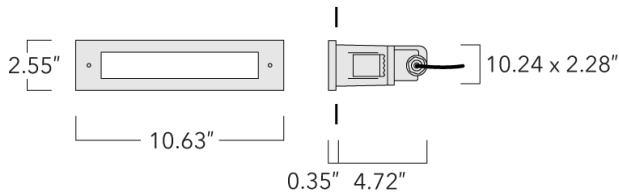
Specify product with 7 Digit product code - Finish Color. Accessories, such as mounting, optical, and electrical, must be specified separately.

Example: XXX-XXXX-9004 (Black)
+ XXX-XXXX (Accessory 1)

Weight	1.98 lb
Light distribution	diffused distribution
Light source	LED-5W / 250 mA - 3000 K
CRI	80
Power supply	electronic gear
LEDs	1
Rated input power	5.6 W
Rated lumens (lm)	
LED Lumen	78.6
Total Lumen	78.6
Ta	25
Nominal Lumen (lm)	
LED Lumen	750
Total Lumen	750
Tc	25

WE-EF LIGHTING USA, LLC

410-D Keystone Drive, 15086 Warrendale, PA 15086 - Phone: +1 724 742 0030
customersupport.usa@we-ef.com - <https://we-ef.com/us>
Subject to technical changes and errors. - Generated on 11/23/2024



Specifications

Material description

Body	Marine-grade die-cast aluminium alloy
Colors	<ul style="list-style-type: none"> RAL9004 Black RAL9007 Grey Metallic RAL9016 White RAL8019 Dark Bronze
Ingress protection	IP66
Impact resistance	IK07

Electrical description

Power supply	Integral [ECG] electronic driver 120V-277V. 0-10V dimmable, to be specified with order.
Driver / Ballast	Integral EC electronic converter

Additional information

Lifetime	Ta=25°/40° L80B10 > 54000h
Listings	ETL listed. Suitable for wet locations.

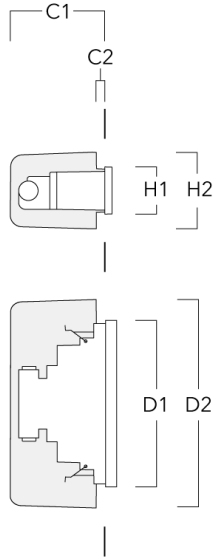
WE-EF LIGHTING USA, LLC

410-D Keystone Drive, 15086 Warrendale, PA 15086 - Phone: +1 724 742 0030
 customersupport.usa@we-ef.com - <https://we-ef.com/us>
 Subject to technical changes and errors. - Generated on 11/23/2024

Mounting Accessories

Installation blackout

Description	Part ID	C1	C2	D1	D2	D3	H1	H2	H3	Weight (lb)
Installation blackout BST13-I (Proud)	190-9030	5.12	0.47	10.63	13.31		2.56	4.21		1.98



Installation blackout BST13-II (Flush)	190-9031	5.71	0.87	10.63	11.02	13.31	2.56	2.95	4.21	1.98
----------------------------------------	----------	------	------	-------	-------	-------	------	------	------	------

