



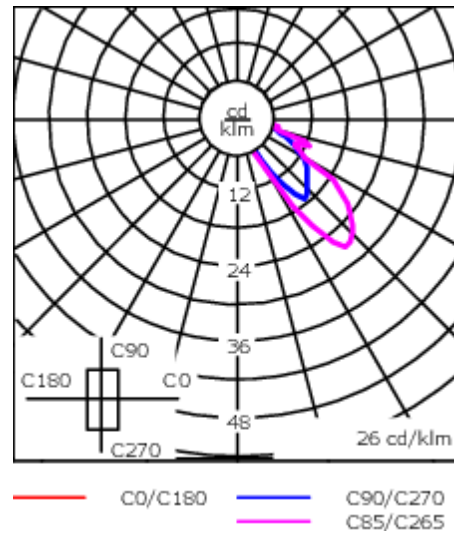
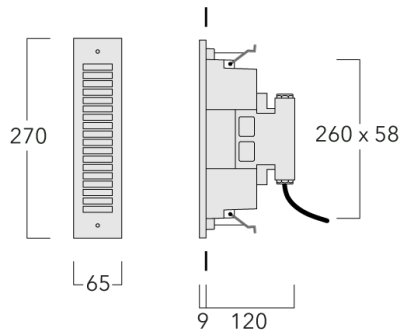
Description

IP66, Class I. Class II on request. IK07. Marine-grade, die-cast aluminium alloy. 5CE superior corrosion protection including PCS hardware. Polycarbonate main lens. Silicone rubber gasket. Luminaire is factory-sealed and does not need to be opened during installation.

Integral EC electronic converter. Advanced thermal management protects LEDs while optimising lumens output. Two cable entries.

Pre-installation blackout is recommended for mounting in concrete, available on request.

Weight	0.90 kg
Light distribution	Shielded
Light source	LED-6W / 350 mA - 4000 K
CRI	80
Power supply	EC
LEDs	1
Rated input power	8 W
Rated lumens (lm)	
LED Lumen	19.8
Total Lumen	19.8
Ta	25
Nominal Lumen (lm)	
LED Lumen	1110
Total Lumen	1110
Tc	25



Specifications

Material description

Body	Marine-grade die-cast aluminium alloy
Lens	Polycarbonate
Colours	<ul style="list-style-type: none"> RAL9004 Signal black RAL9006 White aluminium RAL9007 Grey aluminium RAL7016 Anthracite grey RAL9016 Traffic white
Gasket	Silicone rubber gasket
Fasteners	PCS Polymer Coated Stainless Steel Hardware
Ingress protection	IP66
Impact resistance	IK07
Corrosion resistance	5CE

Electrical description

Power supply	220-240V / 50-60 Hz
Driver / Ballast	Integral EC electronic converter
Power factor	> 0.9
Surge protection	1-2/2 kV

190-9018

SVL134 LED

we-ef

Additional information

Lifetime Ta=25° L80B10 > 54000h

Energy efficiency class C (Light source)

WE-EF LEUCHTEN GmbH

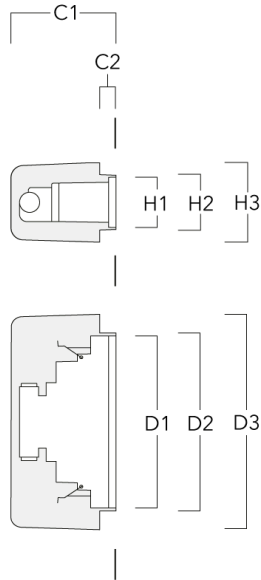
Töpinger Straße 16, 29646 Bispingen, Germany - Phone: +49 5194 909-0
info@we-ef.com - <https://we-ef.com>

Subject to technical changes and errors. - Generated on 23/11/2024

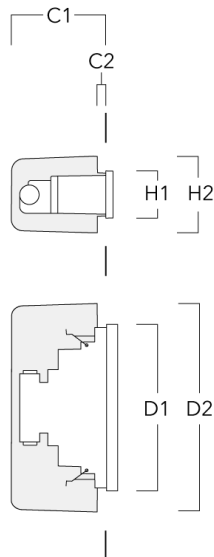
Mounting Accessories

Installation blackout

Description	Part ID	C1	C2	D1	D2	D3	H1	H2	H3	Weight (kg)
Installation blackout BST13-II	190-9031	145	22	270	280	338	65	75	107	0.90



Installation blackout BST13-I	190-9030	130	12	270	338	65	107	0.90
-------------------------------	----------	-----	----	-----	-----	----	-----	------



Control**DALI interface**

Description	Part ID	Additional information	C
DALI interface	430-0013	DALI variant. The luminaire is equipped with a DT6 Dali driver (Dali 2.0).	90

Dali 2.0

- Application controllers and Input devices defined
- Single-masters and multi-masters allowed
- Event priorities defined
- Separate addressing & grouping from control gear

Note: Mixing Dali 1 and Dali 2.0 drivers can cause problems because the addressing and the command scope has changed!