

190-9008

STI134 LED

we-ef



Description

Downward aimed shielded light source.

ADA (American Disabilities Act) Compliant.

IP66. Class I. IK10. Marine-grade, die-cast aluminum alloy. 5CE superior corrosion protection including PCS hardware. Silicone CCG® Controlled Compression Gasket. Polycarbonate lens. Two cable entries. 0-10V Dimming comes standard with luminaire.

A pre-installation blockout is available and recommended for mounting in concrete walls; to be ordered separately.

Specify product with 7 Digit product code - Finish Color. Accessories, such as mounting, optical, and electrical, must be specified separately.

Example: XXX-XXXX-9004 (Black)
+ XXX-XXXX (Accessory 1)

Weight	1.98 lb
Light distribution	floor wash
Light source	LED-18/6W / 250 mA - 3000 K
CRI	80
Power supply	electronic gear
BUG	B0 U1 G0
LEDs	1
Rated input power	8 W

Rated lumens (lm)

LED Lumen	170.9
Total Lumen	170.9
Ta	25

Nominal Lumen (lm)

LED Lumen	1050
Total Lumen	1050
Tc	25

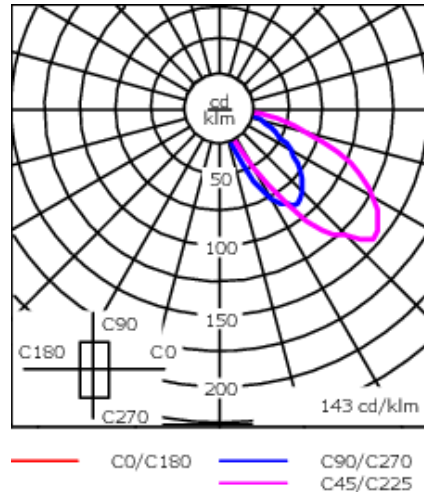
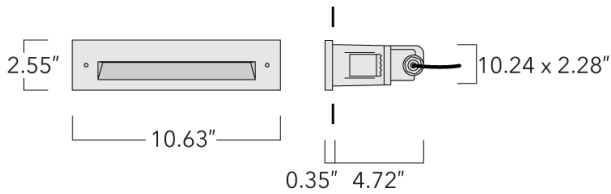
WE-EF LIGHTING USA, LLC

410-D Keystone Drive, 15086 Warrendale, PA 15086 - Phone: +1 724 742 0030
customersupport.usa@we-ef.com - <https://we-ef.com/us>
Subject to technical changes and errors. - Generated on 11/23/2024

190-9008





STI134 LED

we-ef



Specifications

Material description

Colors	 RAL9004 Black
	 RAL9007 Grey Metallic
	 RAL9016 White
	 RAL8019 Dark Bronze

Gasket	Silicone rubber gasket
Fasteners	PCS Polymer Coated Stainless Steel Hardware
Ingress protection	IP66
Impact resistance	IK10

Electrical description

Power supply	Integral [ECG] electronic driver 120V-277V. 0-10V dimmable, to be specified with order.
--------------	---

Additional information

Lifetime	Ta=25°/40° L80B10 > 54000h
Listings	ETL listed. Suitable for wet locations.

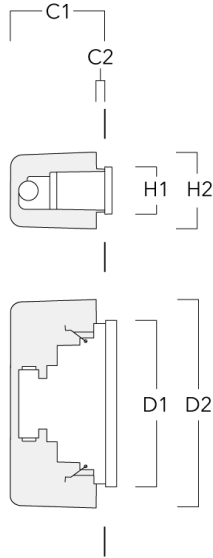
WE-EF LIGHTING USA, LLC

410-D Keystone Drive, 15086 Warrendale, PA 15086 - Phone: +1 724 742 0030
 customersupport.usa@we-ef.com - <https://we-ef.com/us>
 Subject to technical changes and errors. - Generated on 11/23/2024

Mounting Accessories

Installation blackout

Description	Part ID	C1	C2	D1	D2	D3	H1	H2	H3	Weight (lb)
Installation blackout BST13-I (Proud)	190-9030	5.12	0.47	10.63	13.31		2.56	4.21		1.98



Installation blackout BST13-II (Flush)	190-9031	5.71	0.87	10.63	11.02	13.31	2.56	2.95	4.21	1.98
--	----------	------	------	-------	-------	-------	------	------	------	------

