

ETV130-CC LED RGBW COLOR CHANGER



Description

RGBW Color Changer.

IP69K. Class I. IK08. Marine-grade, all aluminum construction. Anodized aluminum extrusion. PCS hardware. Silicone CCG® Controlled Compression Gasket. Safety glass lens; max static load, 3.3 tons (6,600 lbs) (according to DIN EN 60598-2-13). Luminaire can be driven over at low speed, without accelerating or turning, by vehicles with air-filled tires, at a weight up to 5.5 tons (11,000 lbs) per wheel. Factory-sealed termination chamber complete with cable gland and 3 ft of flexible PVC-free, gel-impregnated anti-wicking cable. Linear PMMA LED lens. Integral driver in thermally separated compartment. Factory-installed LED circuit board. LED board can be easily removed for upgrading. DMX interface. Luminaire is factory-sealed and does not need to be opened during installation.

The installation blackout to be ordered separately; block-outs can house between 1-4 luminaires.

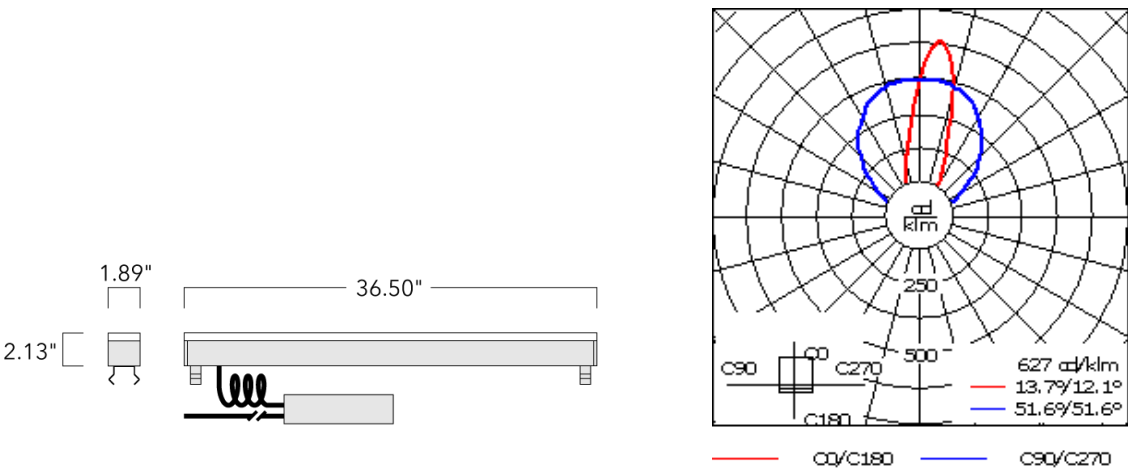
Specify product with 7 Digit product code - Finish Color. Accessories, such as mounting, optical, and electrical, must be specified separately.

| | |
|-----------------------|------------------------------------|
| Weight | 13.50 lb |
| Light distribution | asymmetric linear, wallwash [LA10] |
| Light source | LED-96/48W - RGBW/4K |
| CRI | 80 |
| Power supply | electronic gear |
| LEDs | 96 |
| Rated input power | 52 W |
| Nominal Lumen (lm) | |
| LED Lumen | 51.2 |
| Total Lumen | 4920 |
| Tj | 85 |
| Delivered lumens (lm) | |
| LED Lumen | 34.7 |
| Total Lumen | 3326.7 |
| Ta | 25 |

ETV130-CC LED RGBW COLOR CHANGER

Example: XXX-XXXX-9004 (Black)
+ XXX-XXXX (Accessory 1)

ETV130-CC LED RGBW COLOR CHANGER



Specifications

Material description

| | |
|--------------------|--|
| Body | Marine-grade all aluminium construction. Anodized aluminium extrusion. |
| Lens | Safety glass lens |
| Colors | |
| Gasket | Silicone CCG® Controlled Compression Gasket |
| Fasteners | PCS Polymer Coated Stainless Steel Hardware |
| Ingress protection | IP69K - HIGHEST PROTECTION RATING AVAILABLE |
| Impact resistance | IK08 |

Electrical description

| | |
|------------------|---|
| Power supply | Integral [ECG] electronic driver 120V-277V. DMX Dimmable. |
| Driver / Ballast | Integral DMX electronic converter |
| Power factor | > 0.9 |

Additional information

| | |
|----------|--|
| Lifetime | Ta=25°/40° L90B10 > 90000h |
| Listings | ETL, UL-1598, CSA-C22.2#250.0. Suitable for Wet Locations. |

Electrical Accessories

Sealable junction box

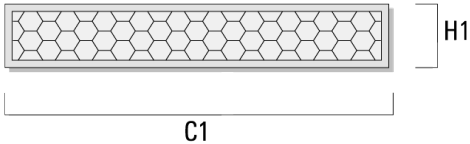
| Description | Part ID | C1 | M1 | M2 |
|-------------------------------|----------|------|--------|---------------|
| Sealable junction box SJB 130 | 185-1624 | 5.75 | Ø 0.39 | Ø 0.47 - 0.75 |



Optical Accessories

Honeycomb louvre

| Description | Part ID | C1 | H1 |
|---------------|----------|-------|------|
| IW for ETV130 | 186-0295 | 35.35 | 1.18 |

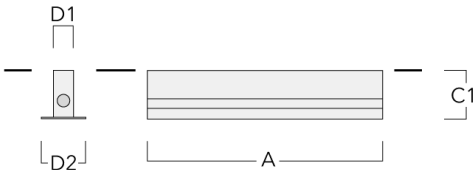


ETV130-CC LED RGBW COLOR CHANGER

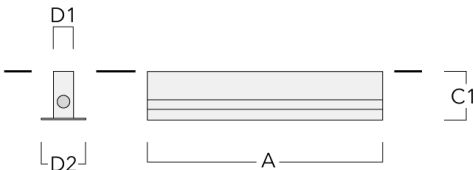
Mounting Accessories

Installation blackout, Type I

| Description | Part ID | A | C1 | D1 | D2 | Weight (lb) |
|------------------------------|----------|--------|------|------|------|-------------|
| BEV130-I-1/927 (1 luminaire) | 186-0310 | 38.38" | 6.30 | 2.13 | 4.72 | 10.36 lbs |

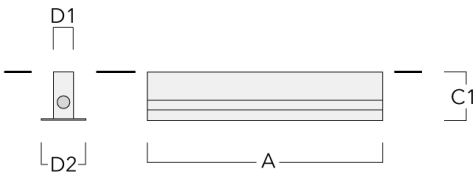


| | | | | | | |
|-------------------------------|----------|-------|------|------|------|-------|
| BEV130-I-2/927 (2 luminaires) | 186-0311 | 74.96 | 6.30 | 2.13 | 4.72 | 19.84 |
|-------------------------------|----------|-------|------|------|------|-------|

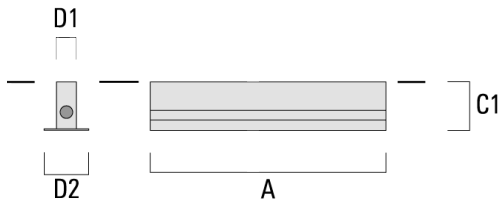


ETV130-CC LED RGBW COLOR CHANGER

| Description | Part ID | A | C1 | D1 | D2 | Weight (lb) |
|-------------------------------|----------|--------|------|------|------|-------------|
| BEV130-I-3/927 (3 luminaires) | 186-0312 | 111.54 | 6.30 | 2.13 | 4.72 | 29.10 lbs |



| | | | | | | |
|-------------------------------|----------|--------|------|------|------|-------|
| BEV130-I-4/927 (4 luminaires) | 186-0313 | 148.11 | 6.30 | 2.13 | 4.72 | 38.58 |
|-------------------------------|----------|--------|------|------|------|-------|



ETV130-CC LED RGBW COLOR CHANGER

Control

DMX Booster Box

| Description | Part ID |
|-----------------|----------|
| DMX Booster Box | 400-0474 |



DMX Controller

| Description | Part ID | Additional information |
|----------------|----------|---|
| DMX Controller | 400-0469 | IP20. DIN Rail system. Is designed for either live or stand-alone control. It features one DMX universe, a USBconnection, 128k flash memory for storing stand-alone programs. |

ETV130-CC LED RGBW COLOR CHANGER

DMX Controller (smart)

| Description | Part ID | Additional information |
|------------------------|----------|---|
| DMX Controller (smart) | 400-0470 | IP20. The Touch Panel is an untutive abd easy-to use keypad or one DMX universe. It can store up to 36 scences; alternatively, via |



ETV130-CC LED RGBW COLOR CHANGER

DMX Plug and Socket

| Description | Part ID |
|---------------------|----------|
| DMX Plug and Socket | 400-0479 |



DMX Termination Plug

| Description | Part ID |
|----------------------|----------|
| DMX Termination Plug | 400-0475 |



ETV130-CC LED RGBW COLOR CHANGER

DMX Combination Cable

| Description | Part ID |
|-----------------------|----------|
| DMX Combination Cable | 400-0480 |

