


ETV140-CC LED RGBW COLOR CHANGER



Description

RGBW Color Changer.

IP69K. Class I. IK08. Marine-grade, all aluminum construction. Anodized aluminum extrusion. PCS hardware. Silicone CCG® Controlled Compression Gasket. Safety glass lens; max static load, 3.3 tons (6,600 lbs) (according to DIN EN 60598-2-13). Luminaire can be driven over at low speed, without accelerating or turning, by vehicles with air-filled tires, at a weight up to 5.5 tons (11,000 lbs) per wheel. Factory-sealed termination chamber complete with cable gland and 3 ft of flexible PVC-free, gel-impregnated anti-wicking cable. Linear PMMA LED lens. Integral driver in thermally separated compartment. Factory-installed LED circuit board. LED board can be easily removed for upgrading. DMX interface. Luminaire is factory-sealed and does not need to be opened during installation.

The installation blackout to be ordered separately; block-outs can house between 1-4 luminaires.

Specify product with 7 Digit product code - Finish Color. Accessories, such as mounting, optical, and electrical, must be specified separately.

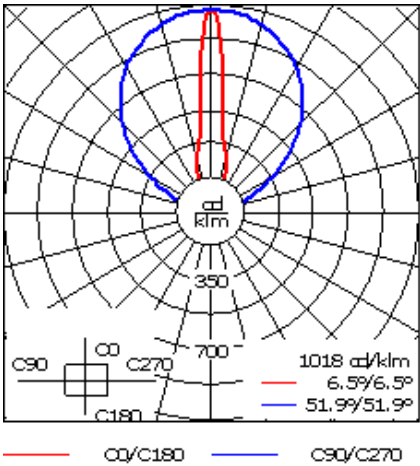

|                       |  |
|-----------------------|--|
| Weight                | 17.00 lb                                 |
| Light distribution    | symmetric linear, very narrow beam [LVN] |
| Light source          | LED-128/64W - RGBW/4K                    |
| CRI                   | 80                                       |
| Power supply          | electronic gear                          |
| LEDs                  | 128                                      |
| Rated input power     | 67 W                                     |
| Nominal Lumen (lm)    |  |
| LED Lumen             | 51.2                                     |
| Total Lumen           | 6560                                     |
| Tj                    | 85                                       |
| Delivered lumens (lm) |  |
| LED Lumen             | 40.7                                     |
| Total Lumen           | 5206.2                                   |
| Ta                    | 25                                       |

**ETV140-CC LED RGBW COLOR CHANGER**

---

Example: XXX-XXXX-9004 (Black)  
+ XXX-XXXX (Accessory 1)

ETV140-CC LED RGBW COLOR CHANGER



Specifications  
Material description

|                    |  |
|--------------------|--|
| Body               | Marine-grade all aluminium construction. Anodized aluminium extrusion. |
| Lens               | Safety glass lens  |
| Colors             |  |
| Gasket             | Silicone CCG® Controlled Compression Gasket                            |
| Fasteners          | PCS Polymer Coated Stainless Steel Hardware                            |
| Ingress protection | IP69K - HIGHEST PROTECTION RATING AVAILABLE                            |
| Impact resistance  | IK08   |

Electrical description

|                  |   |
|------------------|---|
| Power supply     | Integral [ECG] electronic driver 120V-277V. DMX Dimmable. |
| Driver / Ballast | Electronic converter with DMX interface                   |
| Power factor     | > 0.9   |

Additional information

|          |  |
|----------|--|
| Lifetime | Ta=25°/40° L90B10 > 90000h                                 |
| Listings | ETL, UL-1598, CSA-C22.2#250.0. Suitable for Wet Locations. |

Electrical Accessories

Sealable junction box

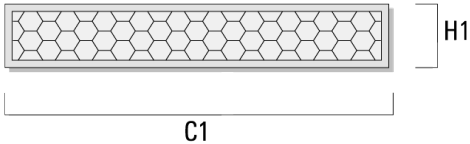
| Description                   | Part ID  | C1   | M1     | M2            |
|-------------------------------|----------|------|--------|---------------|
| Sealable junction box SJB 130 | 185-1624 | 5.75 | Ø 0.39 | Ø 0.47 - 0.75 |



Optical Accessories

Honeycomb louvre

| Description   | Part ID  | C1    | H1   |
|---------------|----------|-------|------|
| IW for ETV140 | 186-0296 | 47.16 | 1.18 |

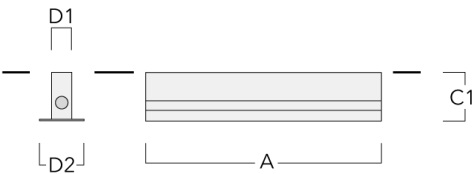


ETV140-CC LED RGBW COLOR CHANGER

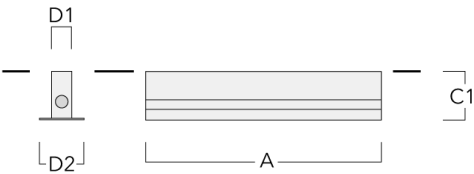
Mounting Accessories

Installation blackout, Type I

| Description                   | Part ID  | Additional information                 | A    | C1   | D1   | D2   | Weight (lb) |
|-------------------------------|----------|--|------|------|------|------|-------------|
| BEV140-I-1/1227 (1 luminaire) | 186-0314 | Blockout Accessory Depth (C1) to 6.3". | 50.2 | 6.30 | 2.13 | 4.72 | 13.45 lbs   |

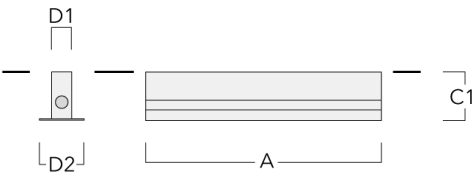


|                                |          |  |       |      |      |      |           |
|--------------------------------|----------|--|-------|------|------|------|-----------|
| BEV140-I-2/1227 (2 luminaires) | 186-0315 | Blockout Accessory Depth (C1) to 6.3". | 98.58 | 6.30 | 2.13 | 4.72 | 25.79 lbs |
|--------------------------------|----------|--|-------|------|------|------|-----------|

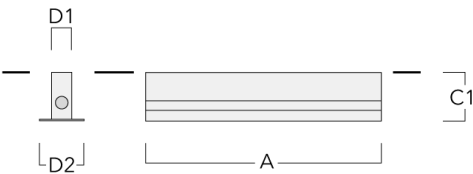


ETV140-CC LED RGBW COLOR CHANGER

| Description                    | Part ID  | Additional information                 | A      | C1   | D1   | D2   | Weight (lb) |
|--------------------------------|----------|--|--------|------|------|------|-------------|
| BEV140-I-3/1227 (3 luminaires) | 186-0316 | Blockout Accessory Depth (C1) to 6.3". | 146.97 | 6.30 | 2.13 | 4.72 | 38.36 lbs   |



|                                |          |  |        |      |      |      |       |
|--------------------------------|----------|--|--------|------|------|------|-------|
| BEV140-I-4/1227 (4 luminaires) | 186-0317 | Blockout Accessory Depth (C1) to 6.3". | 195.35 | 6.30 | 2.13 | 4.72 | 50.68 |
|--------------------------------|----------|--|--------|------|------|------|-------|



ETV140-CC LED RGBW COLOR CHANGER

Control

DMX Booster Box

| Description     | Part ID  |
|-----------------|----------|
| DMX Booster Box | 400-0474 |



DMX Controller

| Description    | Part ID  | Additional information  |
|----------------|----------|---|
| DMX Controller | 400-0469 | IP20. DIN Rail system. Is designed for either live or stand-alone control. It features one DMX universe, a USBconnection, 128k flash memory for storing stand-alone programs. |



ETV140-CC LED RGBW COLOR CHANGER

DMX Controller (smart)

| Description            | Part ID  | Additional information  |
|------------------------|----------|---|
| DMX Controller (smart) | 400-0470 | IP20. The Touch Panel is an untutive abd easy-to use keypad or one DMX universe. It can store up to 36 scences; alternatively, via .... |



ETV140-CC LED RGBW COLOR CHANGER

DMX Plug and Socket

| Description         | Part ID  |
|---------------------|----------|
| DMX Plug and Socket | 400-0479 |



DMX Termination Plug

| Description          | Part ID  |
|----------------------|----------|
| DMX Termination Plug | 400-0475 |



ETV140-CC LED RGBW COLOR CHANGER

DMX Combination Cable

| Description           | Part ID  |
|-----------------------|----------|
| DMX Combination Cable | 400-0480 |

