



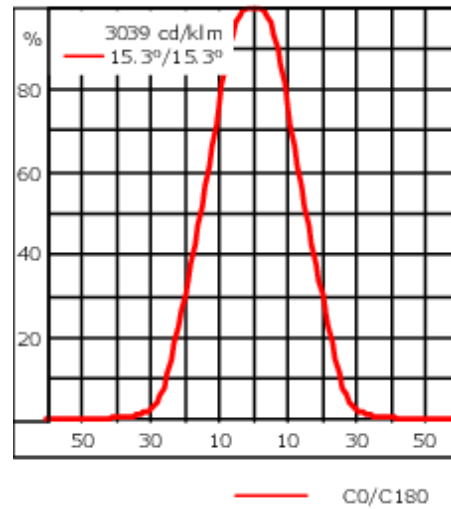
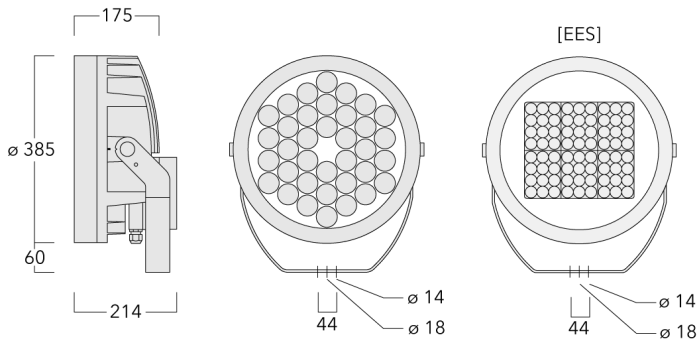
**Description**

IP66. Class I. IK07. Marine-grade, die-cast aluminum alloy. 5CE superior corrosion protection including PCS hardware. Safety glass lens. Silicone CCG® Controlled Compression Gasket.

Integral EC electronic converter in thermally-separated compartment. Advanced thermal management protects LEDs while optimising lumens output. CAD-optimised optics for superior illumination and glare control. OLC® One LED Concept.

For 2200 K version available on request, except [EES] distribution.

|                           |                              |
|---------------------------|------------------------------|
| Weight                    | 17.50 kg                     |
| Light distribution        | symmetric, medium beam [M]   |
| Light source              | LED-36/72W / 700 mA - 3000 K |
| CRI                       | 80                           |
| Power supply              | EC                           |
| LEDs                      | 36                           |
| Rated input power         | 79 W                         |
| <b>Nominal Lumen (lm)</b> |                              |
| LED Lumen                 | 290                          |
| Total Lumen               | 10440                        |
| Tj                        | 85                           |
| <b>Rated lumens (lm)</b>  |                              |
| LED Lumen                 | 262.7                        |
| Total Lumen               | 9457                         |
| Ta                        | 25                           |



## Specifications

### Material description

|                      |  |
|----------------------|--|
| Body                 | Marine-grade, die-cast aluminium alloy   |
| Lens                 | Safety glass lens  |
| Colours              | <div style="display: flex; align-items: center; gap: 10px;"> <div style="width: 20px; height: 15px; background-color: black; margin-right: 5px;"></div> RAL9004 Signal black<br/> <div style="width: 20px; height: 15px; background-color: #808080; margin-right: 5px;"></div> RAL9007 Grey aluminium<br/> <div style="width: 20px; height: 15px; background-color: #404040; margin-right: 5px;"></div> RAL7016 Anthracite grey<br/> <div style="width: 20px; height: 15px; background-color: #e0e0e0; margin-right: 5px;"></div> RAL9016 Traffic white         </div> |
| Gasket               | Silicone CCG® Controlled Compression Gasket  |
| Ingress protection   | IP66   |
| Impact resistance    | IK07   |
| Corrosion resistance | 5CE  |
| Windage              | 0.116 m <sup>2</sup>   |

### Electrical description

|                  |   |
|------------------|---|
| Driver / Ballast | Integral EC electronic converter in thermally-separated compartment |
|------------------|---|

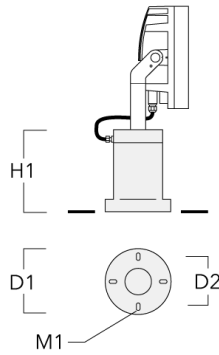
### Additional information

|          |                        |
|----------|------------------------|
| Lifetime | Ta=25° L90B10 > 90000h |
|----------|------------------------|

**Mounting Accessories**

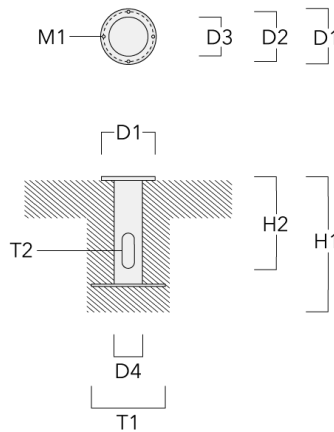
**Short post**

| Description        | Part ID  | D1  | D2  | H1  | M1 | Weight (kg) |
|--------------------|----------|-----|-----|-----|----|-------------|
| Short post EM1-M16 | 270-9038 | 160 | 130 | 203 | 9  | 2.10        |



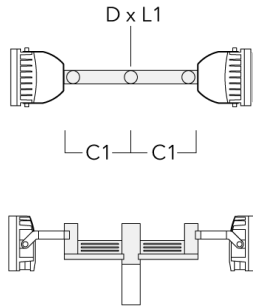
**Planted root**

| Description       | Part ID     | D1  | D2  | D3 | D4 | H1  | H2  | M1 | T1  | T2       | Weight (kg) |
|-------------------|-------------|-----|-----|----|----|-----|-----|----|-----|----------|-------------|
| Planted root ESV4 | 300-0461-AP | 150 | 130 | 60 | 89 | 400 | 350 | 8  | 200 | 50 x 100 | 3.85        |

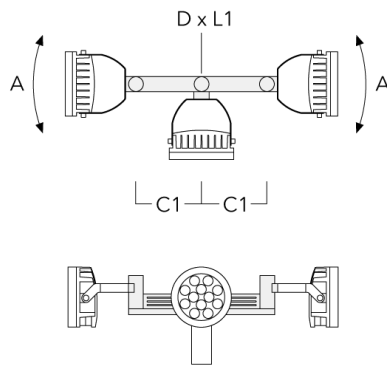


**Floodlight mounting bracket TA**

| Description                                 | Part ID  | A    | C1  | D x L1   | Weight (kg) | D x S    |
|---|----------|------|-----|----------|-------------|----------|
| TA2-L Mounting bracket, double (Ø 76 x 200) | 147-0105 | ±90° | 420 | 76 x 200 | 16.10       | 76 x 200 |

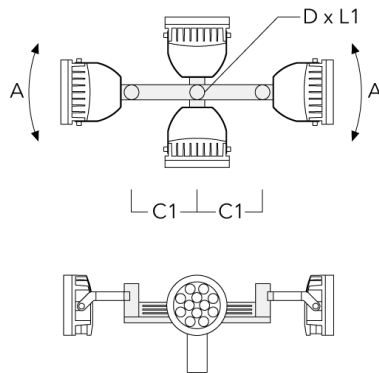


|   |          |      |     |          |       |          |
|---|----------|------|-----|----------|-------|----------|
| TA3 Mounting bracket, triple (Ø 89 x 200) | 147-0025 | ±90° | 650 | 89 x 200 | 17.90 | 89 x 200 |
|---|----------|------|-----|----------|-------|----------|

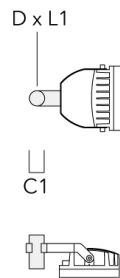


**FLC260 LED**

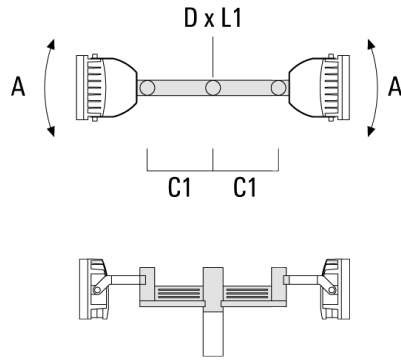
| Description                             | Part ID  | A    | C1  | D × L1   | Weight (kg) | D × S    |
|---|----------|------|-----|----------|-------------|----------|
| TA4 Mounting bracket, quad (Ø 89 x 200) | 147-0099 | ±90° | 650 | 89 x 200 | 20.80       | 89 x 200 |



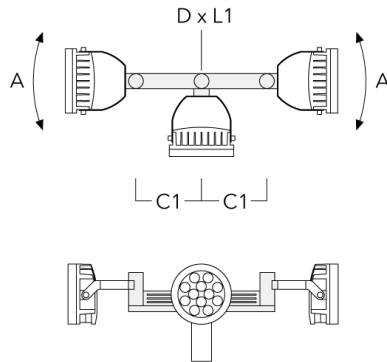
|  |          |  |     |           |      |           |
|--|----------|--|-----|-----------|------|-----------|
| TA1 Mounting bracket, single (Ø 108 x 200) | 147-0096 |  | 130 | 108 x 200 | 7.50 | 108 x 200 |
|--|----------|--|-----|-----------|------|-----------|



| Description                                | Part ID  | A | C1  | D x L1    | Weight (kg) | D x S     |
|--|----------|---|-----|-----------|-------------|-----------|
| TA2 Mounting bracket, double (Ø 108 x 200) | 147-0097 |   | 130 | 108 x 200 | 7.50        | 108 x 200 |



|  |          |                |     |           |       |           |
|--|----------|----------------|-----|-----------|-------|-----------|
| TA3 Mounting bracket, triple (Ø 108 x 200) | 147-0098 | $\pm 90^\circ$ | 650 | 108 x 200 | 24.20 | 108 x 200 |
|--|----------|----------------|-----|-----------|-------|-----------|



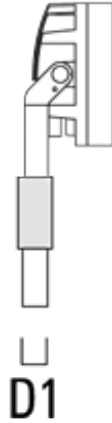
139-1806

FLC260 LED

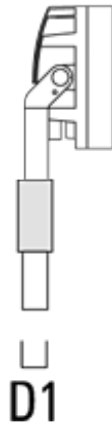
**we-ef**

**Spigot cap**

| Description                     | Part ID  | D1       | Weight (kg) |
|---------------------------------|----------|----------|-------------|
| Spigot Cap KF1-M16 (ø 60 x 100) | 310-9120 | 60 x 100 | 1.40        |

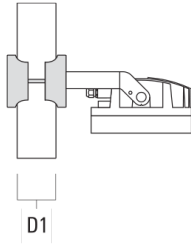


|                                 |          |          |     |
|---------------------------------|----------|----------|-----|
| Spigot Cap KF1-M16 (ø 76 x 100) | 310-9121 | 76 x 100 | 2.2 |
|---------------------------------|----------|----------|-----|

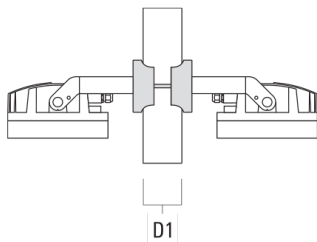


**Pole clamp SP - Tiltable**

| Description                          | Part ID  | D1    | Weight (kg) | D     |
|--------------------------------------|----------|-------|-------------|-------|
| Pole clamp SP1-M16, single (Ø 76-89) | 146-0242 | 76-89 | 1.30        | 76-89 |



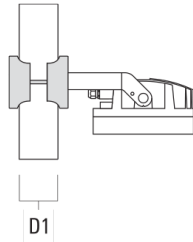
|                                      |          |       |      |  |
|--------------------------------------|----------|-------|------|--|
| Pole clamp SP2-M16, double (Ø 76-89) | 146-0244 | 76-89 | 1.50 |  |
|--------------------------------------|----------|-------|------|--|





**FLC260 LED**

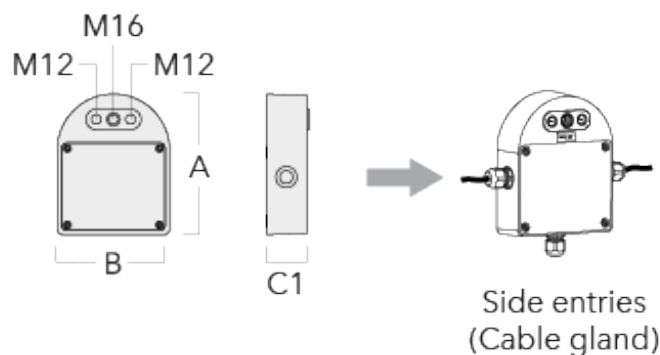
| Description                          | Part ID  | D1    | Weight (kg) | D |
|--------------------------------------|----------|-------|-------------|---|
| Pole clamp SP1-M16, single (Ø 38-60) | 146-0241 | 38-60 | 1.30        |   |



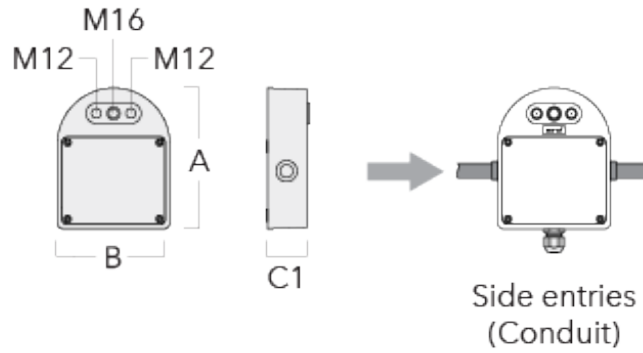
|                                      |          |       |      |  |
|--------------------------------------|----------|-------|------|--|
| Pole clamp SP2-M16, double (Ø 38-60) | 146-0243 | 38-60 | 1.50 |  |
|--------------------------------------|----------|-------|------|--|

**Junction box**

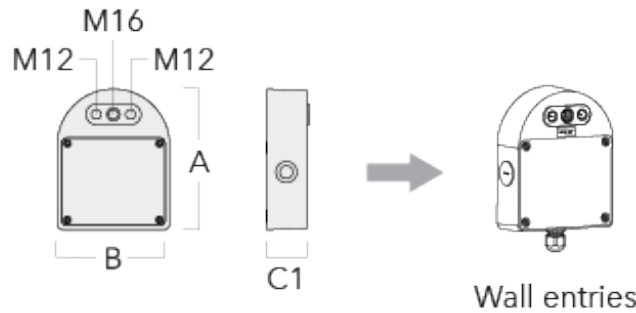
| Description                            | Part ID  | Additional information   | A   | B   | C1 | Weight (kg) |
|--|----------|--|-----|-----|----|-------------|
| Junction box JB20 - Cable side entries | 310-9013 | Junction boxes are made from marine-grade, die-cast aluminium alloy. IK10. IP66. For side entries and suitable to be used with cable glands. | 180 | 143 | 51 | 1.02        |



| Description                              | Part ID  | Additional information   | A   | B   | C1 | Weight (kg) |
|--|----------|--|-----|-----|----|-------------|
| Junction box JB20 - Conduit side entries | 310-9014 | Junction boxes are made from marine-grade, die-cast aluminium alloy. IK10. IP66. For side entries and suitable to be used with conduits. | 180 | 143 | 51 | 1.02        |

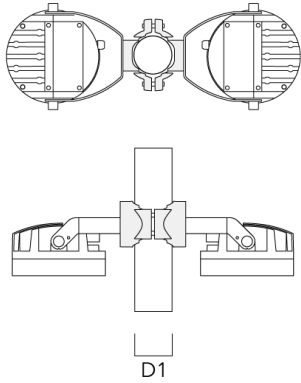


|                                  |          |  |     |     |    |      |
|----------------------------------|----------|--|-----|-----|----|------|
| Junction box JB20 - Wall entries | 310-9018 | Junction boxes are made from marine-grade, die-cast aluminium alloy. IK10. IP66. For wall entries. | 180 | 143 | 51 | 1.02 |
|----------------------------------|----------|--|-----|-----|----|------|

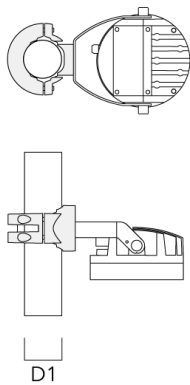


## Pole clamp PC - Rotatable

| Description                               | Part ID  | D1    | Weight (kg) |
|---|----------|-------|-------------|
| PC2 76-89/60 Pole clamp, double (Ø 76-89) | 139-2703 | 76-89 | 1.00        |



|   |          |       |      |
|---|----------|-------|------|
| PC1 76-89/60 Pole clamp, single (Ø 76-89) | 139-2702 | 76-89 | 1.00 |
|---|----------|-------|------|



139-1806

FLC260 LED

**we-ef**

---

| Description                                      | Part ID  | D1      | Weight (kg) |
|--|----------|---------|-------------|
| PC2 102-114/60 Pole clamp, double<br>(Ø 102-114) | 139-2707 | 102-114 | 1.20        |

---



---

|  |          |         |      |
|--|----------|---------|------|
| PC1 102-114/60 Pole clamp, single<br>(Ø 102-114) | 139-2706 | 102-114 | 1.20 |
|--|----------|---------|------|

---



**WE-EF LIGHTING (Thailand) Co., Ltd.**

57 Moo 5, Kingkaew Rd., Bangplee, 10540 Samutprakarn - Phone: +66 2 738 96 20 - Fax: +66 2 738 96 29

<https://we-ef.com/asia>

Subject to technical changes and errors. - Generated on 27/11/2024

| Description                                      | Part ID  | D1      | Weight (kg) |
|--|----------|---------|-------------|
| PC2 114-133/60 Pole clamp, double<br>(Ø 114-133) | 139-2709 | 114-133 | 1.40        |



|  |          |         |      |
|--|----------|---------|------|
| PC1 114-133/60 Pole clamp, single<br>(Ø 114-133) | 139-2708 | 114-133 | 1.40 |
|--|----------|---------|------|



**139-1806**

**FLC260 LED**

**we-ef**

---

| Description                                | Part ID  | D1     | Weight (kg) |
|--|----------|--------|-------------|
| PC2 82-109/60 Pole camp, double (Ø 82-109) | 139-2705 | 82-109 | 1.10        |

---



**WE-EF LIGHTING (Thailand) Co., Ltd.**

57 Moo 5, Kingkaew Rd., Bangplee, 10540 Samutprakarn - Phone: +66 2 738 96 20 - Fax: +66 2 738 96 29

<https://we-ef.com/asia>

Subject to technical changes and errors. - Generated on 27/11/2024

**139-1806**

**FLC260 LED**

**we-ef**

## **Control**

### **1-10 V analogue dimming interface**

| Description                       | Part ID  | C  |
|-----------------------------------|----------|----|
| 1-10 V analogue dimming interface | 430-0011 | 90 |

## **R2C Ready to Connect**

| Description                | Part ID  |
|----------------------------|----------|
| R2C Ready to Connect (top) | 430-0019 |

**WE-EF LIGHTING (Thailand) Co., Ltd.**

57 Moo 5, Kingkaew Rd., Bangplee, 10540 Samutprakarn - Phone: +66 2 738 96 20 - Fax: +66 2 738 96 29

<https://we-ef.com/asia>

Subject to technical changes and errors. - Generated on 27/11/2024

139-1806

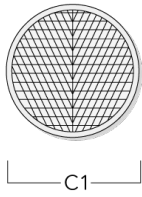
FLC260 LED

**we-ef**

## Optical Accessories

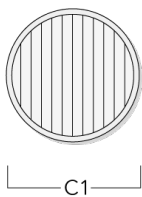
### Wallwash lens

| Description         | Part ID     | C1  |
|---------------------|-------------|-----|
| Wallwash lens IO-20 | 139-1860-AP | 332 |



### Linear spread lens

| Description               | Part ID  | C1  |
|---------------------------|----------|-----|
| Linear spread lens IO-180 | 139-1861 | 332 |



**WE-EF LIGHTING (Thailand) Co., Ltd.**

57 Moo 5, Kingkaew Rd., Bangplee, 10540 Samutprakarn - Phone: +66 2 738 96 20 - Fax: +66 2 738 96 29

<https://we-ef.com/asia>

Subject to technical changes and errors. - Generated on 27/11/2024



**139-1806**

**FLC260 LED**

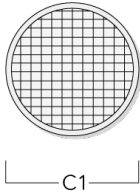
**we-ef**

**Flood lens**

---

| Description       | Part ID  | C1  |
|-------------------|----------|-----|
| Flood lens IO-360 | 139-1862 | 332 |

---



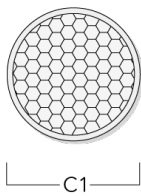
---

**Honeycomb louvre**

---

| Description         | Part ID  | C1  |
|---------------------|----------|-----|
| Honeycomb louvre IW | 139-1863 | 324 |

---



**WE-EF LIGHTING (Thailand) Co., Ltd.**

57 Moo 5, Kingkaew Rd., Bangplee, 10540 Samutprakarn - Phone: +66 2 738 96 20 - Fax: +66 2 738 96 29

<https://we-ef.com/asia>

Subject to technical changes and errors. - Generated on 27/11/2024

**139-1806**

**FLC260 LED**

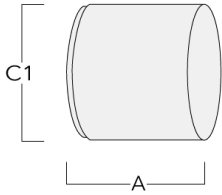
**we-ef**

**Snoot**

---

| Description | Part ID  | A   | C1  |
|-------------|----------|-----|-----|
| Snoot ET    | 139-1865 | 222 | 393 |

---



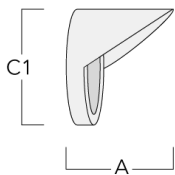
---

**Glare shield**

---

| Description     | Part ID  | A   | C1  |
|-----------------|----------|-----|-----|
| Glare shield ES | 139-1864 | 222 | 393 |

---



**WE-EF LIGHTING (Thailand) Co., Ltd.**

57 Moo 5, Kingkaew Rd., Bangplee, 10540 Samutprakarn - Phone: +66 2 738 96 20 - Fax: +66 2 738 96 29

<https://we-ef.com/asia>

Subject to technical changes and errors. - Generated on 27/11/2024