

115-1525

LTM440 LED

**we-ef**



### Description

IP66, Class I. Class II on request. IK09. Marine-grade die-cast aluminium alloy. 5CE superior corrosion protection including PCS hardware. Silicone rubber gasket. Polycarbonate main lens. CAD-optimised optics for superior illumination and glare control. Optional 2200 K version available. To be specified at time of ordering.

Service door with fused cable connecting box.

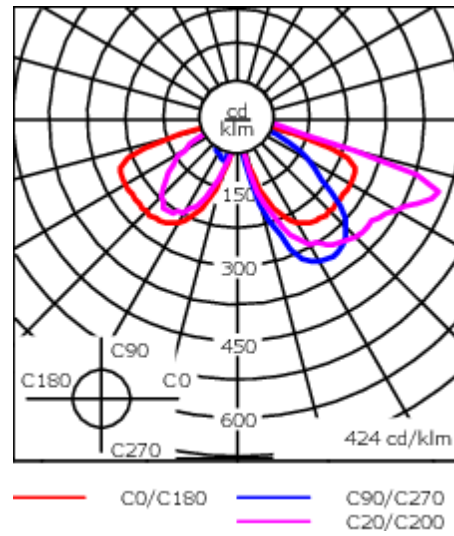
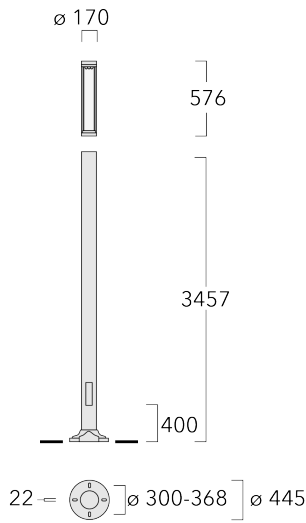
Supplied as a complete luminaire (luminaire head and standpipe). Please note: The standpipe height must be entered for the photometric calculation.

Weight	25.00 kg
Light distribution	asymmetric, side throw beam [S65]
Light source	LED-9/18W / 700 mA - 3000 K
CRI	80
Power supply	EC
LEDs	9
Rated input power	20 W
<b>Nominal Lumen (lm)</b>	
LED Lumen	290
Total Lumen	2610
T <sub>j</sub>	85
<b>Rated lumens (lm)</b>	
LED Lumen	257.8
Total Lumen	2320.1
T <sub>a</sub>	25

### WE-EF LEUCHTEN GmbH

Töpinger Straße 16, 29646 Bispingen, Germany - Phone: +49 5194 909-0  
info@we-ef.com - <https://we-ef.com>

Subject to technical changes and errors. - Generated on 23/10/2024



## Specifications

### Material description

Body	Marine-grade, die-cast aluminium alloy
Lens	PMMA
Colours	<ul style="list-style-type: none"> <li><span style="display: inline-block; width: 20px; height: 10px; background-color: black; margin-right: 5px;"></span> RAL9004 Signal black</li> <li><span style="display: inline-block; width: 20px; height: 10px; background-color: #cccccc; margin-right: 5px;"></span> RAL9006 White aluminium</li> <li><span style="display: inline-block; width: 20px; height: 10px; background-color: #808080; margin-right: 5px;"></span> RAL9007 Grey aluminium</li> <li><span style="display: inline-block; width: 20px; height: 10px; background-color: #333333; margin-right: 5px;"></span> RAL7016 Anthracite grey</li> <li><span style="display: inline-block; width: 20px; height: 10px; background-color: #e0e0e0; margin-right: 5px;"></span> RAL9016 Traffic white</li> </ul>
Gasket	Silicone CCG® Controlled Compression Gasket
Fasteners	PCS Polymer Coated Stainless Steel Hardware
Ingress protection	IP66
Impact resistance	IK09
Corrosion resistance	5CE

### Electrical description

Power supply	220-240V / 50-60 Hz
Driver / Ballast	Integral EC electronic converter
Power factor	> 0.9
Surge protection	10/10kV

**WE-EF LEUCHTEN GmbH**

**115-1525**  
**LTM440 LED**

**we-ef**

### **Additional information**

---

Lifetime	Ta=25° L90B10 > 90000h
Energy efficiency class	B-C (Light source)

---

**WE-EF LEUCHTEN GmbH**

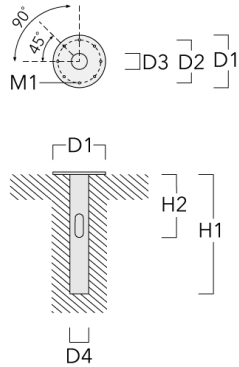
Töpinger Straße 16, 29646 Bispingen, Germany - Phone: +49 5194 909-0  
info@we-ef.com - <https://we-ef.com>

Subject to technical changes and errors. - Generated on 23/10/2024

## Mounting Accessories

### Planted root

Description	Part ID	D1	D2	D3	D4	H1	H2	M1	Weight (kg)
Planted root ESV10	300-0949	415	340	126	133	1000	500	18	25.30



**115-1525**

**LTM440 LED**

**we-ef**

## **Optical Accessories**

### **Light shield**

Description	Part ID	Additional information
LS360-75	430-0024	Lens adapter LS360 to reduce the upper luminous flux. PMMA injection moulded component, clear. Suitable for [R65] [A60] lenses.

**115-1525**

**LTM440 LED**

**WE-EF LEUCHTEN GmbH**

Töpinger Straße 16, 29646 Bispingen, Germany

Phone: +49 5194 909-0

[info@we-ef.com](mailto:info@we-ef.com)

<https://we-ef.com>

Subject to technical changes and errors.

Generated on 23/10/2024