

Description

IP66, Class I. IK08. Marine-grade, die-cast aluminium alloy. 5CE superior corrosion protection + primer including PCS hardware. Silicone CCG® Controlled Compression Gasket. PMMA RFC® Reflection Free Contour technology. LED board can be easily removed to upgrade. CAD-optimised OLC® PMMA lens for superior illumination and glare control. DALI.

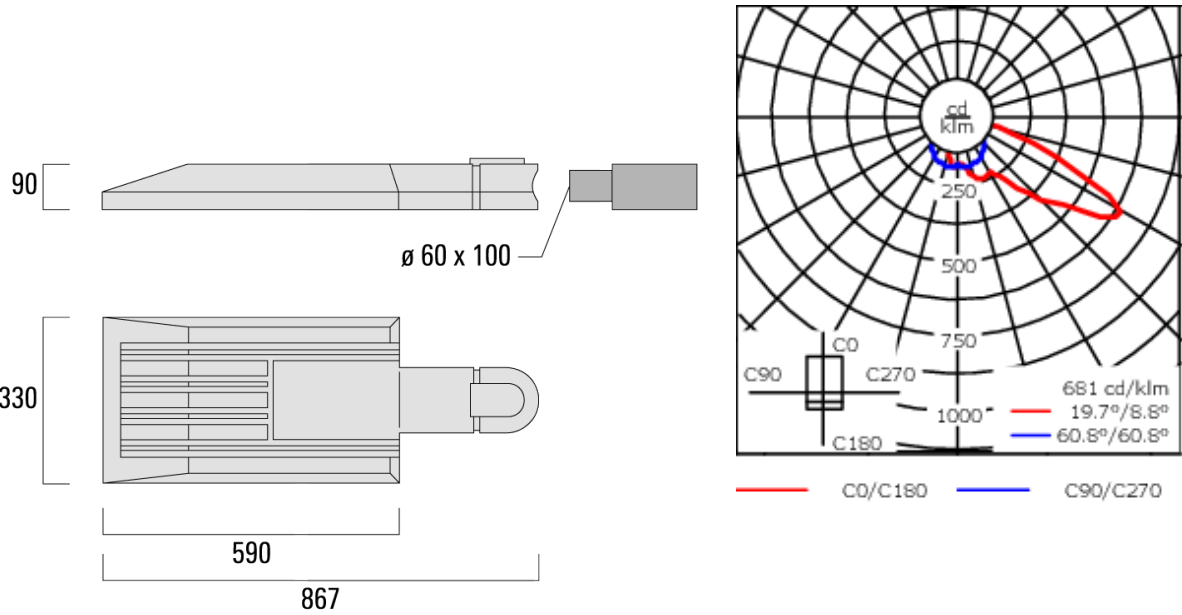
Optional: Side Entry (see Mounting Accessories)

A professional lighting design in consultation with the relevant sections of AS/NZS-1158.4:2015 is essential for all applications with the [P45] lens.

| | |
|--------------------|---------------------------------|
| Weight | 15.00 kg |
| Light distribution | asymmetric, forward throw [A60] |
| Light source | LED-48/144W / 1050 mA - 4000 K |
| CRI | 80 |
| Power supply | EC |
| LEDs | 48 |
| Rated input power | 154 W |

| | |
|--------------------|-------|
| Nominal Lumen (lm) | |
| LED Lumen | 450 |
| Total Lumen | 21600 |
| Tj | 85 |

| | |
|-------------------|---------|
| Rated lumens (lm) | |
| LED Lumen | 370.9 |
| Total Lumen | 17803.5 |
| Ta | 25 |



Specifications

Material description

| | |
|----------------------|--|
| Body | Marine-grade, die-cast aluminium alloy |
| Lens | PMMA RFC® Reflection Free Contour technology |
| Colours | <div><div></div> RAL9004 Signal black</div> <div><div></div> RAL9006 White aluminium</div> <div><div></div> RAL9007 Grey aluminium</div> |
| Gasket | Silicone CCG® Controlled Compression Gasket |
| Fasteners | PCS Polymer Coated Stainless Steel Hardware (unpainted) |
| Ingress protection | IP66 |
| Impact resistance | IK08 |
| Corrosion resistance | 5CE+Primer |

Electrical description

| | |
|------------------|--|
| Power supply | 230V / 50 Hz |
| Driver / Ballast | Integral EC electronic converter. DALI |
| Surge protection | In-pole surge protection SP10 device supplied. Please refer to WE-EF installation instructions for details. Use suffix +A for Integral surge protection. |

Additional information

| | |
|----------|--|
| Warranty | The product is supplied with 10-year warranty. Please refer to the LED Warranty Statement located on www.we-ef.com for further details. |
|----------|--|

Control

Eco Step Dim® Basic

| Description | Part ID |
|-------------------------|----------|
| Eco Step Dim® Basic LED | 430-0001 |

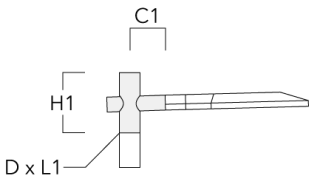
Eco Step Dim® Advanced

| Description | Part ID |
|----------------------------|----------|
| Eco Step Dim® Advanced LED | 430-0002 |

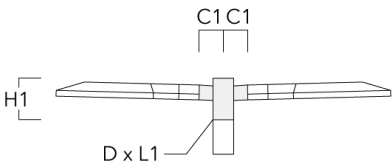
Mounting Accessories

Pole brackets RF

| Description | Part ID | C1 | D × L1 | H1 | Weight(kg) | C | H |
|------------------------------|----------|-----|---------|-----|------------|-----|-----|
| RF1-540 Pole bracket, single | 111-0046 | 200 | 76 x 80 | 200 | 2.60 | 200 | 300 |

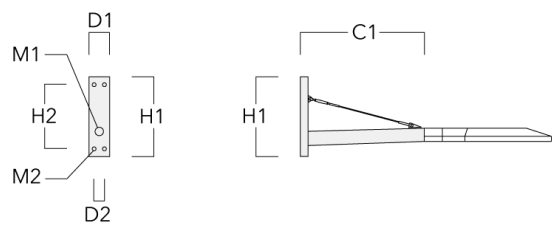


| | | | | | | | |
|------------------------------|----------|-----|---------|-----|------|-----|-----|
| RF2-540 Pole bracket, double | 111-0047 | 200 | 76 x 80 | 200 | 3.30 | 200 | 300 |
|------------------------------|----------|-----|---------|-----|------|-----|-----|

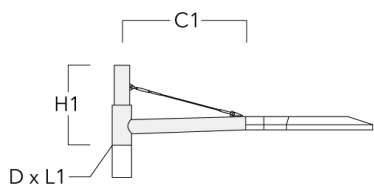


Wall and pole brackets RX

| Description | Part ID | C1 | D1 | D2 | D × L1 | H1 | H2 | M1 | M2 | Weight(kg) |
|----------------------|----------|------|-----|-----|--------|-----|-----|----|----|------------|
| RX0-540 Wall bracket | 111-0086 | 1000 | 140 | 100 | | 450 | 385 | 30 | 12 | 5.20 |

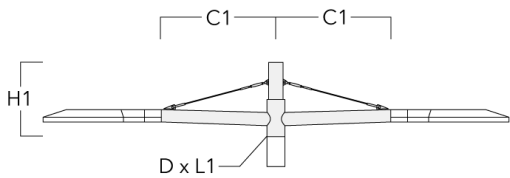


| | | | | | | | | | | |
|------------------------------|----------|------|--|--|----------|-----|--|--|--|------|
| RX1-540 Pole bracket, single | 111-0054 | 1000 | | | 76 x 130 | 550 | | | | 6.80 |
|------------------------------|----------|------|--|--|----------|-----|--|--|--|------|



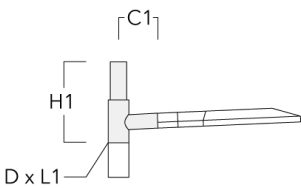
PFL540-SE LED

| Description | Part ID | C1 | D1 | D2 | D × L1 | H1 | H2 | M1 | M2 | Weight (kg) |
|------------------------------|----------|------|----|----|----------|-----|----|----|----|-------------|
| RX2-540 Pole bracket, double | 111-0055 | 1000 | | | 76 x 130 | 550 | | | | 9.70 |



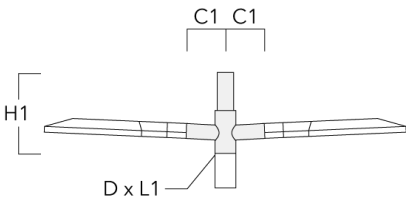
Wall and pole brackets RE

| Description | Part ID | C1 | D1 | D2 | D × L1 | H1 | M1 | Weight (kg) | C | H |
|------------------------------|----------|-----|----|----|----------|-----|----|-------------|-----|-----|
| RE1-540 Pole bracket, single | 111-0042 | 200 | | | 76 x 130 | 550 | | 4.60 | 200 | 550 |

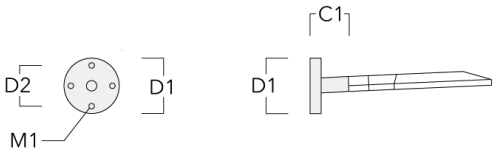


PFL540-SE LED

| Description | Part ID | C1 | D1 | D2 | D × L1 | H1 | M1 | Weight (kg) | C | H |
|------------------------------|----------|-----|----|----|----------|-----|----|-------------|-----|-----|
| RE2-540 Pole bracket, double | 111-0043 | 200 | | | 76 x 130 | 550 | | 5.30 | 200 | 550 |

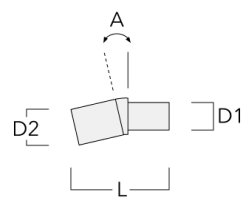


| | | | | | | | | | | |
|----------------------|----------|-----|-----|-----|--|----|--|------|--|-----|
| RE0-540 Wall bracket | 111-0084 | 180 | 230 | 195 | | 12 | | 3.20 | | 140 |
|----------------------|----------|-----|-----|-----|--|----|--|------|--|-----|

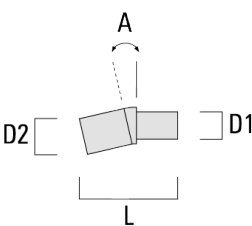


Tilt brackets TB

| Description | Part ID | A | D1 | D2 | L | Weight (kg) |
|-------------------------------|----------|-----|---------|----------|-----|-------------|
| TB-540.60-10 Tilt bracket 10° | 111-0636 | 10° | 60 x 90 | 60 x 100 | 205 | 0.70 |



| | | | | | | |
|-------------------------------|----------|-----|---------|----------|-----|------|
| TB-540.60-15 Tilt bracket 15° | 111-0637 | 15° | 60 x 90 | 60 x 100 | 205 | 0.70 |
|-------------------------------|----------|-----|---------|----------|-----|------|



Optical Accessories

Light shield

| Description | Part ID | Additional information |
|-------------|----------|--|
| LS180-[A60] | 003-4018 | Glare Shield for backlight spill. Glare Shield factory-installed or available as retrofit kit. Suitable for [A60] lenses. Must be specified at time of ordering. |