

108-1981

PFL240 LED

**we-ef**



### Description

IP66, Class I. Class II on request. IK08. Marine-grade die-cast aluminium alloy. 5CE superior corrosion protection including PCS hardware. Silicone CCG® Controlled Compression Gasket. Safety glass lens, hinged. PMMA OLC® optics for superior illumination and glare control.

Optional 2200 K version up to max. 1050mA available. To be specified at time of ordering.

Brackets to be ordered separately.

|                    |  |
|--------------------|--|
| Weight             | 13.50 kg                                       |
| Light distribution | pedestrian crossing, right-hand traffic [P45R] |
| Light source       | LED-24/72W / 1050 mA - 3000 K                  |
| CRI                | 80   |
| Power supply       | EC   |
| LEDs               | 24   |
| Rated input power  | 81 W   |

### Nominal Lumen (lm)

|             |       |
|-------------|-------|
| LED Lumen   | 430   |
| Total Lumen | 10320 |
| Tj          | 85    |

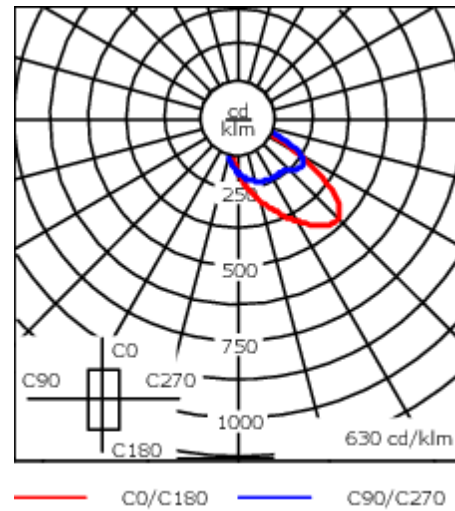
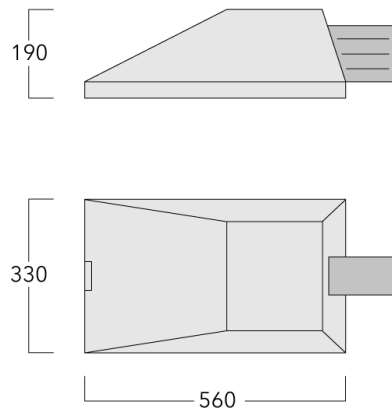
### Rated lumens (lm)

|             |        |
|-------------|--------|
| LED Lumen   | 332.9  |
| Total Lumen | 7988.9 |
| Ta          | 25     |

### WE-EF LEUCHTEN GmbH

Töpinger Straße 16, 29646 Bispingen, Germany - Phone: +49 5194 909-0  
info@we-ef.com - <https://we-ef.com>

Subject to technical changes and errors. - Generated on 19/04/2025



## Specifications

### Material description

|                      |  |
|----------------------|--|
| Body                 | Marine-grade, die-cast aluminium alloy   |
| Lens                 | Safety glass lens, hinged  |
| Colours              | <div style="display: flex; align-items: center;"> <div style="width: 20px; height: 15px; background-color: black; margin-right: 5px;"></div> <span>RAL9004 Signal black</span> </div> <div style="display: flex; align-items: center; margin-top: 5px;"> <div style="width: 20px; height: 15px; background-color: #cccccc; margin-right: 5px;"></div> <span>RAL9006 White aluminium</span> </div> <div style="display: flex; align-items: center; margin-top: 5px;"> <div style="width: 20px; height: 15px; background-color: #808080; margin-right: 5px;"></div> <span>RAL9007 Grey aluminium</span> </div> <div style="display: flex; align-items: center; margin-top: 5px;"> <div style="width: 20px; height: 15px; background-color: #333333; margin-right: 5px;"></div> <span>RAL7016 Anthracite grey</span> </div> <div style="display: flex; align-items: center; margin-top: 5px;"> <div style="width: 20px; height: 15px; background-color: #e0e0e0; margin-right: 5px;"></div> <span>RAL9016 Traffic white</span> </div> |
| Gasket               | Silicone CCG® Controlled Compression Gasket  |
| Fasteners            | PCS Polymer Coated Stainless Steel Hardware  |
| Ingress protection   | IP66   |
| Impact resistance    | IK08   |
| Corrosion resistance | 5CE  |
| Windage              | 0.075 m <sup>2</sup>   |

### Electrical description

|                  |  |
|------------------|--|
| Power supply     | 220-240V / 50-60 Hz                    |
| Driver / Ballast | Integral EC electronic converter. DALI |
| Power factor     | > 0.9                                  |
| Surge protection | 6/6 kV (optional SP10)                 |

#### WE-EF LEUCHTEN GmbH

Töpinger Straße 16, 29646 Bispingen, Germany - Phone: +49 5194 909-0  
 info@we-ef.com - <https://we-ef.com>

Subject to technical changes and errors. - Generated on 19/04/2025

**108-1981**

**PFL240 LED**

**we-ef**

**Additional information**

---

Lifetime Ta=25° L90B10 > 90000h

Energy efficiency class C-D (Light source)

---

**WE-EF LEUCHTEN GmbH**

Töpinger Straße 16, 29646 Bispingen, Germany - Phone: +49 5194 909-0  
info@we-ef.com - <https://we-ef.com>

Subject to technical changes and errors. - Generated on 19/04/2025

**108-1981**

**PFL240 LED**

**we-ef**

## **Control**

### **Eco Step Dim® Basic**

| Description             | Part ID  |
|-------------------------|----------|
| Eco Step Dim® Basic LED | 430-0001 |

### **Eco Step Dim® Advanced**

| Description                | Part ID  |
|----------------------------|----------|
| Eco Step Dim® Advanced LED | 430-0002 |

**WE-EF LEUCHTEN GmbH**

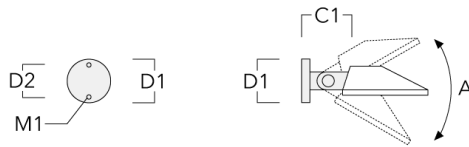
Töpinger Straße 16, 29646 Bispingen, Germany - Phone: +49 5194 909-0  
info@we-ef.com - <https://we-ef.com>

Subject to technical changes and errors. - Generated on 19/04/2025

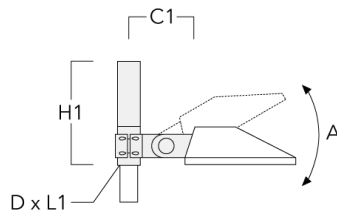
**Mounting Accessories**

**Wall and pole brackets KI**

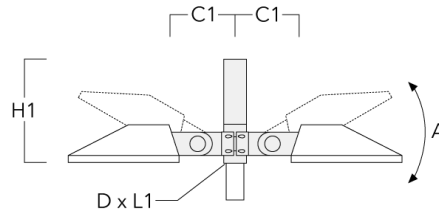
| Description              | Part ID  | A    | C1  | D1  | D2  | H1 | M1 | Weight (kg) | Alpha | C   | D   | H   |
|--------------------------|----------|------|-----|-----|-----|----|----|-------------|-------|-----|-----|-----|
| KI0-240/260 Wall bracket | 108-0493 | ±30° | 210 | 180 | 140 |    | 12 | 5.70        | ±3°   | 210 | 180 | 180 |



|                              |          |      |     |  |  |     |  |      |             |     |  |     |
|------------------------------|----------|------|-----|--|--|-----|--|------|-------------|-----|--|-----|
| KI1-240 Pole bracket, single | 108-0491 | ±30° | 210 |  |  | 525 |  | 6.90 | +15° / -30° | 210 |  | 525 |
|------------------------------|----------|------|-----|--|--|-----|--|------|-------------|-----|--|-----|

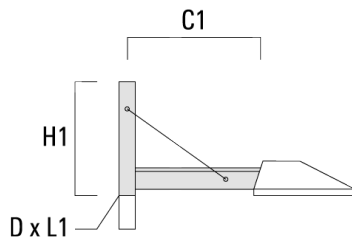


| Description                  | Part ID  | A    | C1  | D1 | D2 | H1  | M1 | Weight (kg) | Alpha       | C   | D | H   |
|------------------------------|----------|------|-----|----|----|-----|----|-------------|-------------|-----|---|-----|
| KI2-240 Pole bracket, double | 108-0492 | ±30° | 210 |    |    | 525 |    | 8.60        | +15° / -30° | 210 |   | 525 |



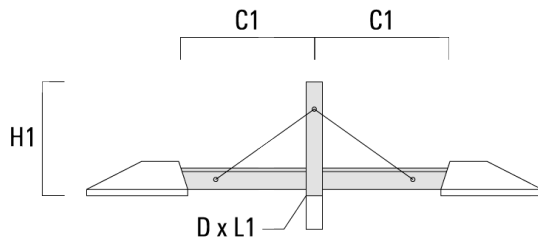
**Pole brackets KL**

| Description                  | Part ID  | C1  | D x L1   | H1  | Weight (kg) | C   | H   |
|------------------------------|----------|-----|----------|-----|-------------|-----|-----|
| KL1-240 Pole bracket, single | 108-0342 | 735 | 76 x 130 | 750 | 9           | 725 | 750 |



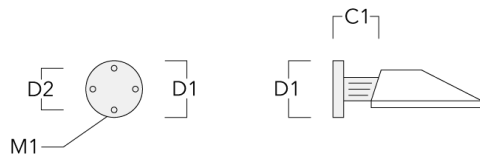
**PFL240 LED**

| Description                  | Part ID  | C1  | D × L1   | H1  | Weight (kg) | C   | H   |
|------------------------------|----------|-----|----------|-----|-------------|-----|-----|
| KL2-240 Pole bracket, double | 108-0532 | 735 | 76 x 130 | 750 | 14          | 725 | 750 |

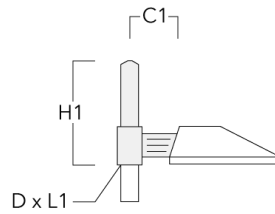


**Wall and pole brackets KP**

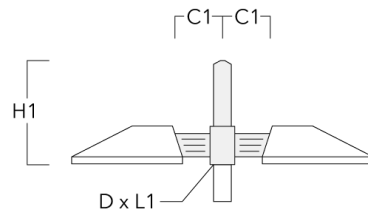
| Description          | Part ID  | C1  | D1  | D2  | D × L1 | H1 | M1 | Weight (kg) | C   | D   | H   |
|----------------------|----------|-----|-----|-----|--------|----|----|-------------|-----|-----|-----|
| KP0-240 Wall bracket | 108-0103 | 200 | 230 | 195 |        |    | 12 | 2           | 175 | 230 | 230 |



| Description                  | Part ID  | C1  | D1 | D2 | D x L1  | H1  | M1 | Weight (kg) | C   | D | H   |
|------------------------------|----------|-----|----|----|---------|-----|----|-------------|-----|---|-----|
| KP1-240 Pole bracket, single | 108-0104 | 215 |    |    | 76 x 80 | 575 |    | 3.80        | 175 |   | 575 |



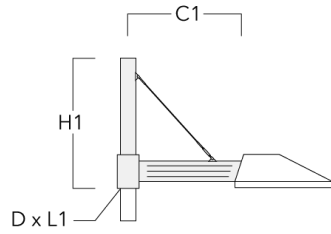
|                              |          |     |  |  |         |     |  |      |     |  |     |
|------------------------------|----------|-----|--|--|---------|-----|--|------|-----|--|-----|
| KP2-240 Pole bracket, double | 108-0105 | 215 |  |  | 76 x 80 | 575 |  | 3.80 | 175 |  | 575 |
|------------------------------|----------|-----|--|--|---------|-----|--|------|-----|--|-----|



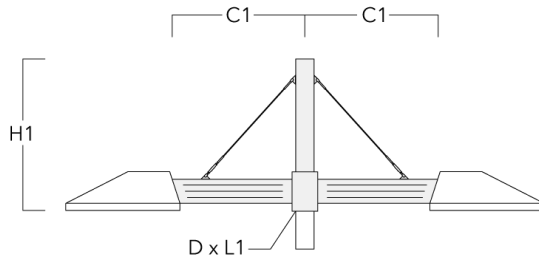


**Pole brackets KP\_L**

| Description                    | Part ID  | C1  | D x L1   | H1  | Weight (kg) | C   | H   |
|--------------------------------|----------|-----|----------|-----|-------------|-----|-----|
| KP1-L-240 Pole bracket, single | 108-0268 | 635 | 76 x 130 | 575 | 9.10        | 175 | 575 |

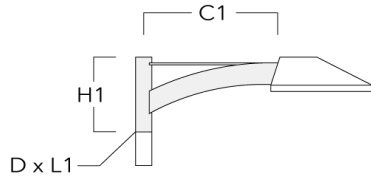


|                                |          |     |          |     |    |     |     |
|--------------------------------|----------|-----|----------|-----|----|-----|-----|
| KP2-L-240 Pole bracket, double | 108-0373 | 635 | 76 x 130 | 575 | 15 | 175 | 575 |
|--------------------------------|----------|-----|----------|-----|----|-----|-----|

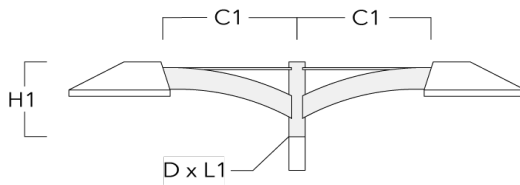


**Pole brackets KX**

| Description                  | Part ID  | C1  | D x L1   | H1  | Weight (kg) | C   | H   |
|------------------------------|----------|-----|----------|-----|-------------|-----|-----|
| KX1-240 Pole bracket, single | 108-0343 | 735 | 76 x 130 | 410 | 7           | 725 | 410 |

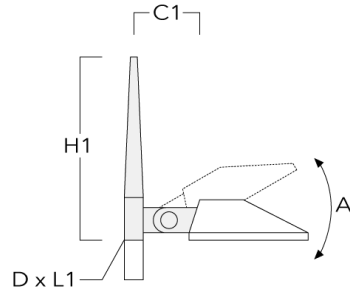


|                              |          |     |          |     |    |     |     |
|------------------------------|----------|-----|----------|-----|----|-----|-----|
| KX2-240 Pole bracket, double | 108-0534 | 735 | 76 x 130 | 410 | 11 | 725 | 410 |
|------------------------------|----------|-----|----------|-----|----|-----|-----|

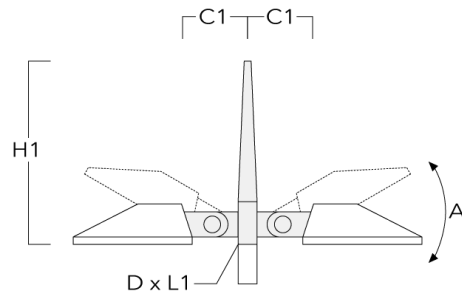


**Pole brackets KY**

| Description                  | Part ID  | A    | C1  | D x L1  | H1  | Weight (kg) | Alpha       | C   | H   |
|------------------------------|----------|------|-----|---------|-----|-------------|-------------|-----|-----|
| KY1-240 Pole bracket, single | 108-0500 | ±30° | 210 | 76 x 80 | 930 | 9.90        | +15° / -30° | 210 | 575 |



|                              |          |      |     |         |     |       |             |     |     |
|------------------------------|----------|------|-----|---------|-----|-------|-------------|-----|-----|
| KY2-240 Pole bracket, double | 108-0501 | ±30° | 210 | 76 x 80 | 730 | 12.80 | +15° / -30° | 210 | 575 |
|------------------------------|----------|------|-----|---------|-----|-------|-------------|-----|-----|



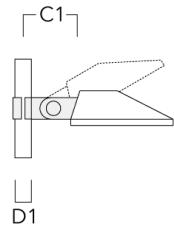
108-1981

PFL240 LED

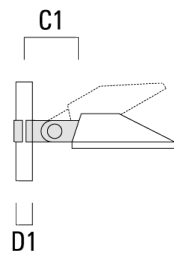
**we-ef**

**Pole clamp SI**

| Description                              | Part ID  | C1  | D1    | Weight (kg) | C   |
|--|----------|-----|-------|-------------|-----|
| SI1-240/260 Pole clamp, single (Ø 76-89) | 108-0482 | 210 | 76-89 | 3.60        | 210 |



|  |          |     |         |      |     |
|--|----------|-----|---------|------|-----|
| SI1-240/260 Pole clamp, single (Ø 114-133) | 108-0483 | 210 | 114-133 | 4.40 | 210 |
|--|----------|-----|---------|------|-----|



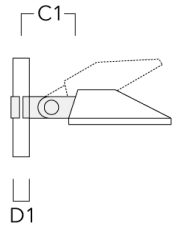
**WE-EF LEUCHTEN GmbH**

Töpinger Straße 16, 29646 Bispingen, Germany - Phone: +49 5194 909-0  
info@we-ef.com - <https://we-ef.com>

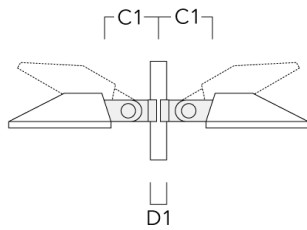
Subject to technical changes and errors. - Generated on 19/04/2025

**PFL240 LED**

| Description                                | Part ID  | C1  | D1      | Weight (kg) | C   |
|--|----------|-----|---------|-------------|-----|
| SI1-240/260 Pole clamp, single (Ø 102-114) | 108-0781 | 210 | 102-114 | 4           | 210 |

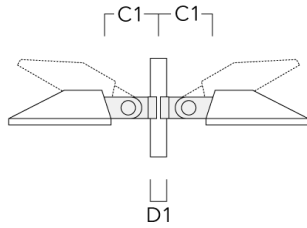


|  |          |     |       |      |     |
|--|----------|-----|-------|------|-----|
| SI2-240/260 Pole clamp, double (Ø 76-89) | 108-0484 | 210 | 76-89 | 5.20 | 210 |
|--|----------|-----|-------|------|-----|

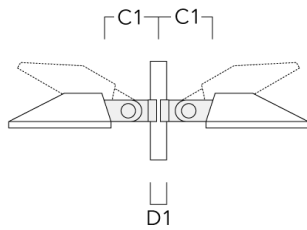


**PFL240 LED**

| Description                                | Part ID  | C1  | D1      | Weight (kg) | C   |
|--|----------|-----|---------|-------------|-----|
| SI2-240/260 Pole clamp, double (Ø 114-133) | 108-0485 | 210 | 114-133 | 6.20        | 210 |

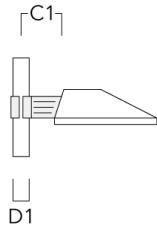


|  |          |     |         |      |     |
|--|----------|-----|---------|------|-----|
| SI2-240/260 Pole clamp, double (Ø 102-114) | 108-0783 | 210 | 102-114 | 5.70 | 210 |
|--|----------|-----|---------|------|-----|

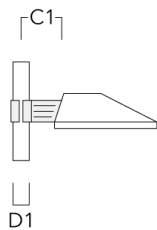


**Pole clamp SK**

| Description                            | Part ID  | C1  | D1      | Weight (kg) | C   |
|--|----------|-----|---------|-------------|-----|
| SK1-240 Pole clamp, single (Ø 102-114) | 108-0782 | 175 | 102-114 | 3.40        | 175 |

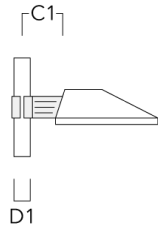


|                                      |          |     |       |   |     |
|--------------------------------------|----------|-----|-------|---|-----|
| SK1-240 Pole clamp, single (Ø 76-89) | 108-0788 | 175 | 76-89 | 3 | 175 |
|--------------------------------------|----------|-----|-------|---|-----|



**PFL240 LED**

| Description                            | Part ID  | C1  | D1      | Weight (kg) | C   |
|--|----------|-----|---------|-------------|-----|
| SK1-240 Pole clamp, single (Ø 114-133) | 108-0789 | 175 | 114-133 | 3.80        | 175 |



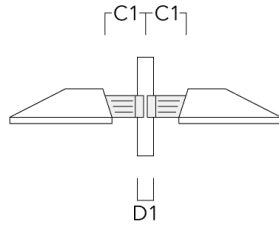
|  |          |     |         |      |     |
|--|----------|-----|---------|------|-----|
| SK2-240 Pole clamp, double (Ø 102-114) | 108-0784 | 175 | 102-114 | 4.30 | 175 |
|--|----------|-----|---------|------|-----|



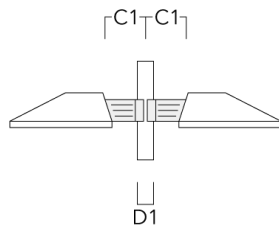


**PFL240 LED**

| Description                          | Part ID  | C1  | D1    | Weight (kg) | C   |
|--------------------------------------|----------|-----|-------|-------------|-----|
| SK2-240 Pole clamp, double (Ø 76-89) | 108-0790 | 175 | 76-89 | 3.90        | 175 |



|  |          |     |         |      |     |
|--|----------|-----|---------|------|-----|
| SK2-240 Pole clamp, double (Ø 114-133) | 108-0791 | 175 | 114-133 | 4.70 | 175 |
|--|----------|-----|---------|------|-----|



**Optical Accessories****Light shield**

| Description | Part ID  | Additional information  |
|-------------|----------|---|
| LS180-[A60] | 430-0038 | Light shield LS180 to greatly reduce or eliminate light pollution.<br>PA injection moulded component, black matt.<br>Suitable for asymmetric light distribution [A60].                          |
| LS180       | 430-0029 | Glare Shield for backlight spill. Glare Shield factory-installed or available as retrofit kit.<br>Suitable for [S60], [S65], [S70], [R65], [P65] lenses. Must be specified at time of ordering. |