

**we-ef**



## **WE-EF LIGHTING**

Installation and Maintenance

Instructions

Ceiling Luminaire

**SBI120 LED**

**SBI130 LED**





**WARNING :**

This product to be installed by qualified personnel only.

**Switch off and isolate the electrical supply during installation.**

At no stage is the luminaire to be opened when live. Connections and cables are labelled, before installation ensure the supply matches the luminaire designation.

**ESD Sensitive Device:**

This luminaire contains electrostatic sensitive devices. Do not handle the LED PCB or LED connection leads without suitable ESD prevention methods in place. If in doubt contact WE-EF LIGHTING or an authorised Sales partner. Warranty can be void if the correct handling procedures are not observed.

**Surge Protection:**

Luminaires designated with the type code '+A' will have an internal Surge Protection Device (SPD) fitted.

For comprehensive protection of a luminaire installation against lightning and electrical surges, it is essential to cover mains supply and data input lines at the distribution board level, by using respective primary (Type 1) and secondary (Type 2) surge arrestors in compliance with EN61643-11/IEC61643-1.

Ensure that all required surge protection measures are in place and activated prior to luminaire installation. Disconnect luminaires before operating high-power devices such as, for example, electrical arc welders.

**Installation Tools:**

Mounting hardware used on this product includes fasteners with hexalobular socket heads (ISO 10664). Installation requires the use of matching tools.

**Cleaning:**

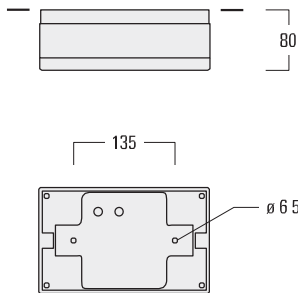
Apart from cleaning the product's exterior surfaces, no special maintenance work is required. DO NOT use high pressure cleaners on this luminaire

**Notice:**

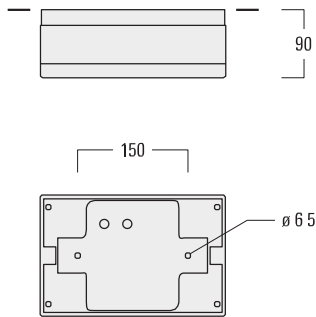
Unless directed by this installation instruction, the luminaire is to be treated as Factory Sealed with no user serviceable parts. If the luminaire is modified by anybody other than the original manufacturer, the warranty will no longer be valid and shall become the full responsibility of the modifying person/organisation. Claims based on defects attributable to improper installation and/or application, and the consequences thereof, are also excluded.

Surface Mounted Downlight

SBI120



SBI130



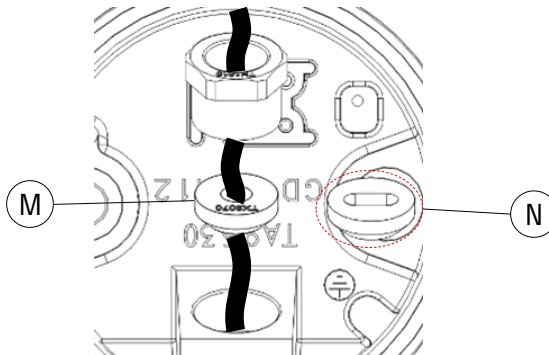
IP66, Class I,  $t_a = 40^{\circ}\text{C}$

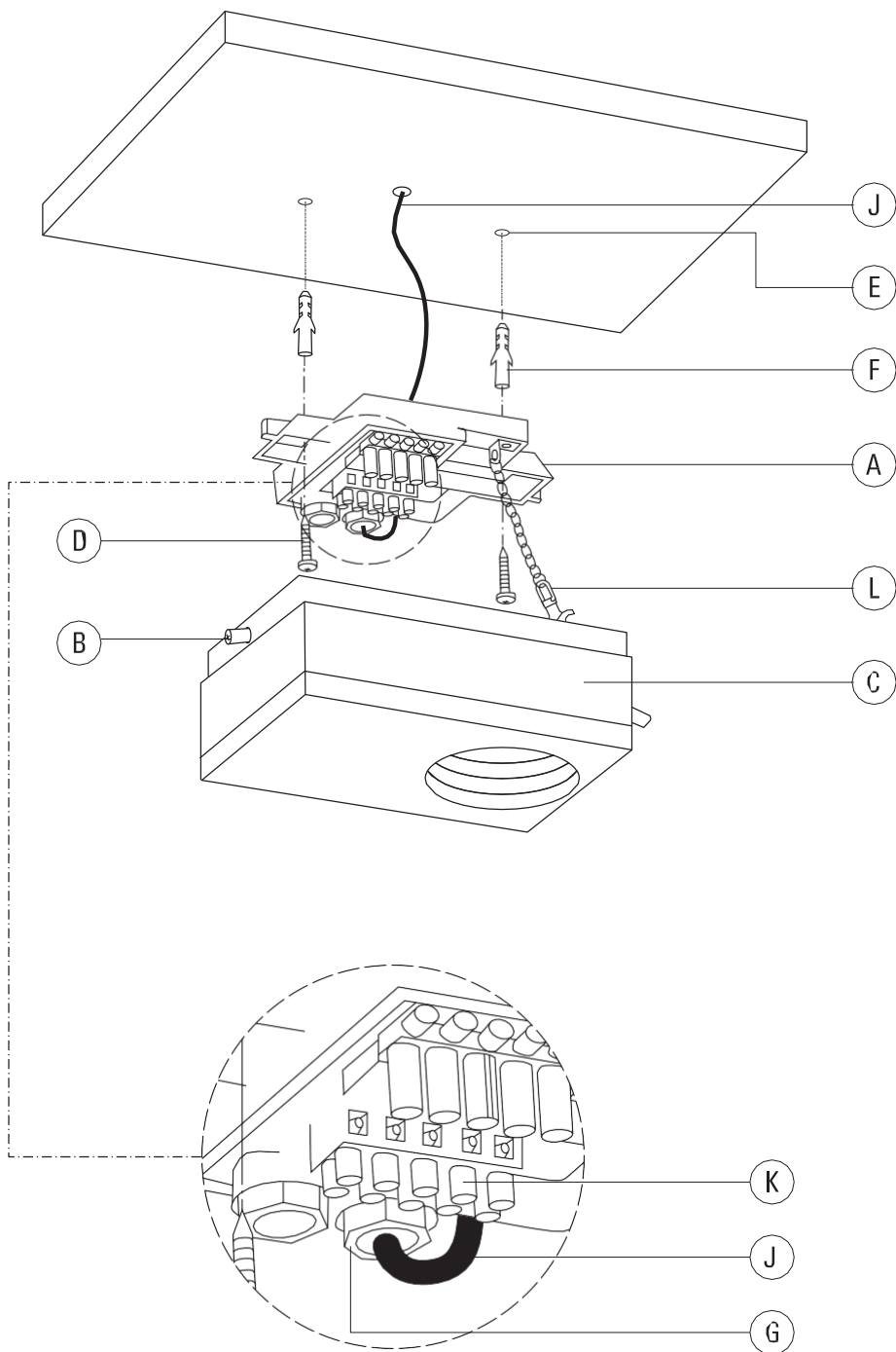
Light Source

LED

## Installation Procedure

- 1) Switch off and isolate mains electrical supply.
- 2) Remove mounting flange **A** by loosening screws **B**. Detach lanyard **L** from luminaire housing **C**.
- 3) Determine position for fixing screws **D**. Drill relevant holes **E** and insert wall plugs **F**.  
**Warning:** Ensure not to damage any electric cable, water pipe or other devices while drilling holes.
- 4) Feed mains supply cable **J** through cable gland(s) **G** (and a second cable for through wiring, if required) while setting mounting flange **A** in position.  
Preinstalled packing ring **M** will accept cable diameters 7-9.5mm. Also included is packing ring **N**, suitable for TPS cable.  
To secure mounting flange **A**, insert and tighten screws **D**.
- 5) Check that rating shown on luminaire label conforms with mains electrical supply.
- 6) Connect mains supply cable **J** leads to respective terminals in terminal connector **K**:
  - a) ON/OFF (L = Phase, N = Neutral,  $\oplus$  = Earthing)
  - b) 1-10 V/DALI (L = Phase, N = Neutral,  $\oplus$  = Earthing, DA/DA = DALI control line, D-/D+ = 1-10 V control line).
- 7) Attach lanyard **L** to luminaire housing **C**.
- 8) Reposition luminaire housing **C** by tighten to mounting flange **A** and retighten screws **B**.







**we-ef**

[www.we-ef.com](http://www.we-ef.com)

**WE-EF LEUCHTEN**

Germany

Tel +49 5194 909 0

Fax +49 5194 909 299

[info.germany@we-ef.com](mailto:info.germany@we-ef.com)

**WE-EF LUMIERE**

France

Tel +33 4 74 99 14 44

Fax +33 4 74 99 14 40

[info.france@we-ef.com](mailto:info.france@we-ef.com)

**WE-EF HELVETICA**

Switzerland

Tel +41 22 752 49 94

Fax +41 22 752 49 74

[info.switzerland@we-ef.com](mailto:info.switzerland@we-ef.com)

**WE-EF LIGHTING**

United Kingdom

Tel +44 844 880 5346

Fax +44 844 880 5347

[info.uk@we-ef.com](mailto:info.uk@we-ef.com)

**WE-EF LIGHTING**

Thailand

Tel +66 2 738 9610

Fax +66 2 175 2174

[info.asiapacific@we-ef.com](mailto:info.asiapacific@we-ef.com)

**WE-EF LIGHTING**

Australia

Tel +61 3 8587 0444

Fax +61 3 8587 0499

[info.australia@we-ef.com](mailto:info.australia@we-ef.com)

**WE-EF LIGHTING**

United States of America

Tel +1 724 742 0030

Fax +1 724 742 0035

[info.usa@we-ef.com](mailto:info.usa@we-ef.com)



T09214W0717 © WE-EF 2017

Technical specifications are  
subject to change.