

we-ef



WE-EF LEUCHTEN
Installation and Maintenance
Instructions

Projector
FLD111 #3 LED



Do not open during installation

This luminaire is factory-sealed. Access to the junction box only.

Refer to the instructions contained in this document for details.



Surge Protection

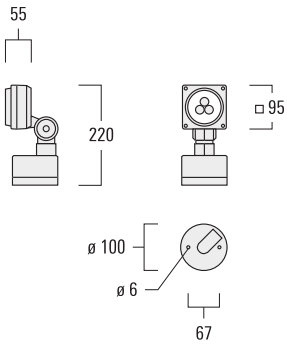
For comprehensive protection of a luminaire installation against lightning and electrical surges, it is essential to cover mains supply and data input lines at the distribution board level, by using respective primary (Type 1) and secondary (Type 2) surge arrestors in compliance with EN61643-11/ IEC61643-1.

Warning

Ensure that all required surge protection measures are in place and activated prior to luminaire installation. Also, disconnect luminaires before operating high-power devices such as, for example, electrical arc welders.

Projector

FLD111 #3



IP66, Class I, $t_a = 40^\circ\text{C}$

Light Source

LED

Maintenance

Apart from cleaning the product's exterior surfaces, no special maintenance work is required.

Do not use high-pressure cleaners.

In case of component failure due to abnormal circumstances or at end of life, replacement must be carried out by a suitably qualified and trained professional.

Warning: Do not open luminaire while mains supply is switched on.

Installation

The product must be installed and maintained by a suitably qualified professional in compliance with latest building/construction and/or electrical regulations and relevant legislation.

Warning: Switch off and isolate the mains electrical supply prior to installing and connecting the luminaire.

Notice: If the luminaire is modified by anybody other than the original manufacturer, then the warranty will no longer be valid and shall become the full responsibility of the modifying person/organisation. Claims based on defects attributable to improper installation and/or application, and the consequences thereof, are excluded.

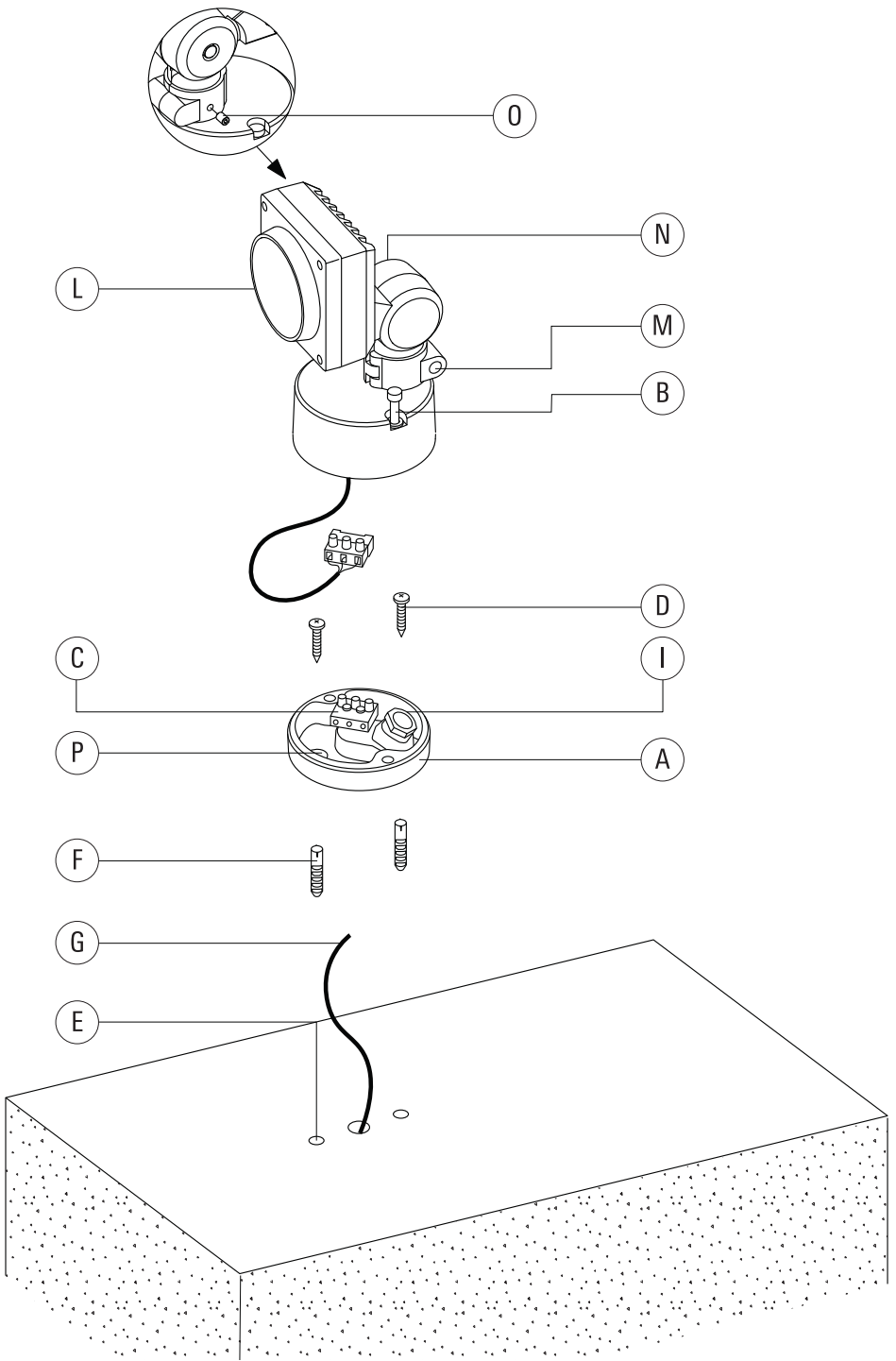
Attention: The housing L containing the LED light source is factory-sealed and does not need to be opened during installation.

ESD Sensitivity

LED products are sensitive to Electrostatic Discharge. DO NOT touch the LEDs or LED connecting cables. It is recommended to discharge to ground prior to touching the opened luminaire.

Installation Procedure

- 1) Switch off and isolate the mains electrical supply.
- 2) Remove mounting flange A by loosening screws B. Detach terminal connector C.
- 3) Determine the position for fixing screws D. Drill relevant holes E and insert wall plugs F.
Warning: Ensure not to damage any electric cable, water pipe or other devices while drilling holes.
- 4) Feed mains supply cable G through the pressure screw I, while setting mounting flange A in position. The pre-installed packing ring H is suitable for cable diameters 7 to 9.5 mm. For larger cable diameters (9 to 12 mm) use the auxiliary packing ring supplied. Then tighten the pressure screw I (Fig. I).
- 5) To fix mounting flange A, pierce through nylon plugs P by insert and tighten screws D.
Attention: Nylon plugs P must remain in position to provide sealing.
- 6) Check that rating shown on luminaire label conforms with mains electrical supply.
- 7) Connect mains supply cable G leads to respective terminals in terminal connector C (L = Phase, N = Neutral, ⊕ = Earthing).
- 8) Ensure that all surfaces are clean and dry. Position luminaire over mounting flange A and attach terminal connector C. Tighten screws B.
- 9) Loosen screws M and N slightly. Aim luminaire in desired direction, retighten screws M and N. Tighten set screw O.



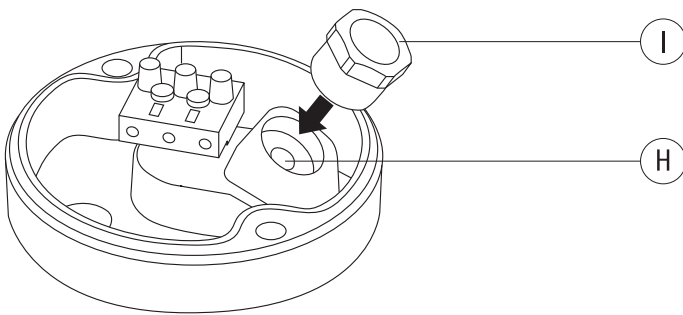


Fig. 1

we-ef

www.we-ef.com

WE-EF LEUCHTEN

Germany

Tel +49 5194 909 0

Fax +49 5194 909 299

info.germany@we-ef.com

WE-EF LUMIERE

France

Tel +33 4 74 99 14 44

Fax +33 4 74 99 14 40

info.france@we-ef.com

WE-EF HELVETICA

Switzerland

Tel +41 22 752 49 94

Fax +41 22 752 49 74

info.switzerland@we-ef.com

WE-EF LIGHTING

United Kingdom

Tel +44 844 880 5346

Fax +44 844 880 5347

info.uk@we-ef.com

WE-EF LIGHTING

Thailand

Tel +66 2 738 9610

Fax +66 2 175 2174

info.asiapacific@we-ef.com

WE-EF LIGHTING

Australia

Tel +61 3 8587 0444

Fax +61 3 8587 0499

info.australia@we-ef.com

WE-EF LIGHTING

United States of America

Tel +1 724 742 0030

Fax +1 724 742 0035

info.usa@we-ef.com



T09218W0617 © WE-EF 2018

Technical specifications are
subject to change.