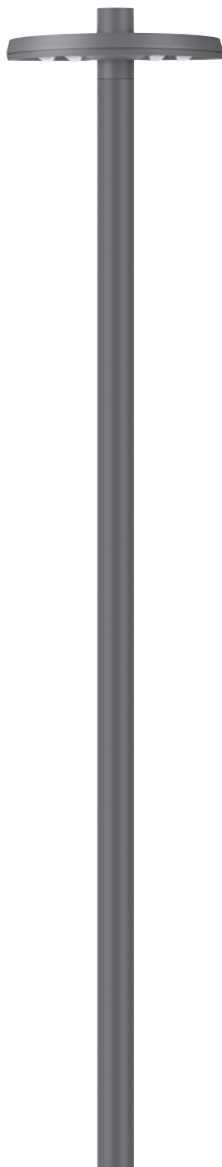


**we-ef**



**WE-EF LEUCHTEN**

Installation and Maintenance

Instructions

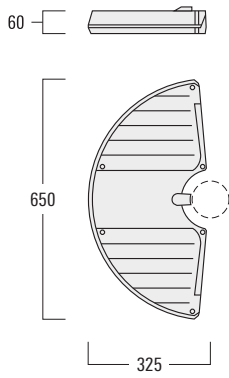
Street and Area Lighting Luminaire

**RMC320 LED**



## Street and Area Lighting Luminaire

**RMC320**



IP66, IK08, Class I,  $t_a = 40^{\circ}\text{C}$

## Mounting Accessories

### Wall bracket

RM1-W	for RMC320	<b>105-9846</b>
-------	------------	-----------------

### Single bracket

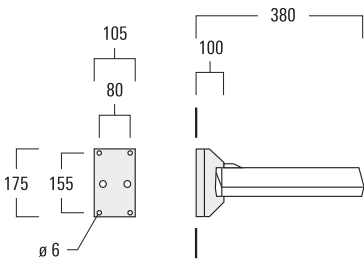
RM1-76*	for RMC320	<b>105-9847</b>	AMW-C	Wooden pole
RM1-76**	for RMC320	<b>105-9849</b>	AMF-C	Steel pole

### Double bracket

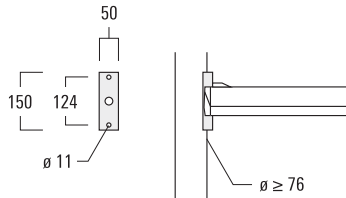
RM2-76*	for RMC320	<b>105-9848</b>	AMW-C	Wooden pole
RM2-76**	for RMC320	<b>105-9850</b>	AMF-C	Steel pole

**Short bracket** – Galvanised steel. For lateral mounting on a pole.

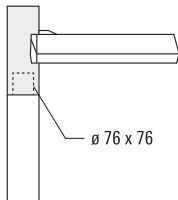
RM1-S	for RMC320	<b>105-9845</b>
-------	------------	-----------------



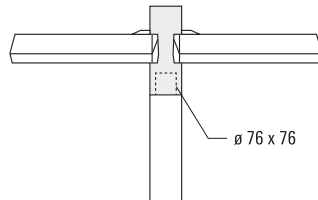
Wall bracket



Short bracket



Single bracket



Double bracket

## Light Source

LED

## Maintenance

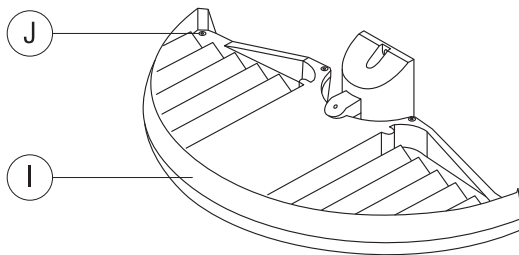
Apart from cleaning the product's exterior surfaces, no special maintenance work is required. Do not use high-pressure cleaners.

In case of component failure due to abnormal circumstances or at end of life, replacement must be carried out by a suitably qualified and trained professional.

Cover **I** can be removed after untightening screws **J**.

When replacing a damaged main lens, tighten holding screws with torque wrench set at 1.0 Nm.

**Warning:** Do not open luminaire while mains supply is switched on.



## **Installation**

The product must be installed and maintained by a suitably qualified person in compliance with the latest applicable regulations and relevant legislation.

Claims based on defects attributable to improper installation, application, operation and/or any modification carried out by the purchaser or third parties, and the consequences thereof, are excluded.

**Attention:** The luminaire is factory-sealed and does not need to be opened during installation.

## **Product Information/Surge Protection**

As an option, this luminaire can also be fitted with a factory installed surge protector of Type 2-3. If supplied as a pole mount, a DIN rail mount SPD has to be installed.

The technical data can be found directly on the device. If the surge protector has been triggered by an adverse event, the luminaire is automatically disconnected from the mains. In that case, the LED on the surge protector no longer lights up.

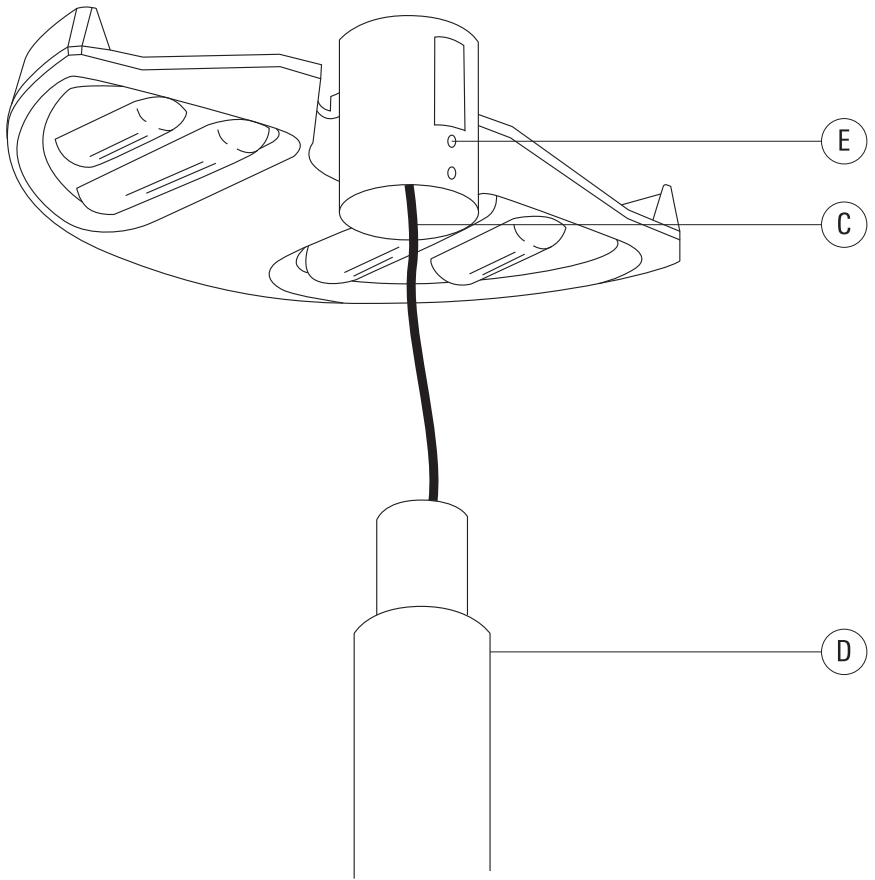
For comprehensive protection of the luminaire against lightning and electrical surges, primary (Type 1) and secondary (Type 2) surge arrestors must be installed into the power supply. We recommend a combination arrestor (Type 1+2+3), which is installed in the control cabinet.

The technical planner/installer is responsible for the proper selection, sizing and installation of the surge protection modules that must be provided on site. Please note the various protection levels for Class I and II, as well as the applicable statutory provisions regarding surge protection. Installation and maintenance may only be performed by a qualified electrician.

## Installation Procedure

### Installation – Pole

- 1) Switch off mains electrical supply.
- 2) Check that rating shown on luminaire label conforms with mains electrical supply.
- 3) Feed mains cable **C** into column **D**, while setting bracket/luminaire assembly in position. Tighten screws **E**.
- 4) Trim mains cable **C** to the desired length and connect the leads to their respective terminals at the base of the pole:
  - a) ON/OFF or WE-EF Control Advanced  
(L = Phase, N = Neutral, ⊕ = Earthing)
  - b) WE-EF Control Basic  
(L = Phase, N = Neutral, ⊕ = Earthing,  
Ls = Switching Phase)
  - c) 1-10 V/DALI or WE-EF Control Dynamic  
(L = Phase, N = Neutral, ⊕ = Earthing,  
DA/DA = DALI control line, D-/D+ = 1-10 V  
control line).



Installation to a Pole

**we-ef**

[www.we-ef.com](http://www.we-ef.com)

**WE-EF LEUCHTEN**

Germany

Tel +49 5194 909 0

Fax +49 5194 909 299

[info.germany@we-ef.com](mailto:info.germany@we-ef.com)

**WE-EF LUMIERE**

France

Tel +33 4 74 99 14 44

Fax +33 4 74 99 14 40

[info.france@we-ef.com](mailto:info.france@we-ef.com)

**WE-EF HELVETICA**

Switzerland

Tel +41 22 752 49 94

Fax +41 22 752 49 74

[info.switzerland@we-ef.com](mailto:info.switzerland@we-ef.com)

**WE-EF LIGHTING**

United Kingdom

Tel +44 844 880 5346

Fax +44 844 880 5347

[info.uk@we-ef.com](mailto:info.uk@we-ef.com)

**WE-EF LIGHTING**

Thailand

Tel +66 2 738 9610

Fax +66 2 175 2174

[info.asiapacific@we-ef.com](mailto:info.asiapacific@we-ef.com)

**WE-EF LIGHTING**

Australia

Tel +61 3 8587 0444

Fax +61 3 8587 0499

[info.australia@we-ef.com](mailto:info.australia@we-ef.com)

**WE-EF LIGHTING**

United States of America

Tel +1 724 742 0030

Fax +1 724 742 0035

[info.usa@we-ef.com](mailto:info.usa@we-ef.com)



T09184W0216 © WE-EF 2018

Technical specifications are  
subject to change.