


we-ef



WE-EF LEUCHTEN

Installation and Maintenance
Instructions

Street and Area Lighting Luminaire
RMM320 LED



Do not open during installation

This luminaire is factory-sealed.

Refer to the instructions contained in this document for details.



Surge Protection

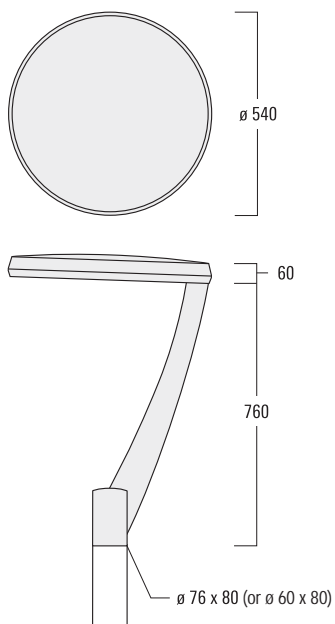
This product is supplied with an internal or external Surge Protection Device (SPD). Where supplied with as an external device, the SPD must be fitted to maintain warranty conditions. The SPD is considered a consumable item and itself is not subject to warranty when the device has failed as designed. For comprehensive protection of a luminaire installation against lightning and electrical surges, it is essential to cover mains supply and data input lines at the distribution board level, by using respective primary (Type 1) and secondary (Type 2) surge arrestors in compliance with EN61643-11/IEC61643-1.

Warning

Ensure that all required surge protection measures are in place and activated prior to luminaire installation. Also, disconnect luminaires before operating high-power devices such as, for example, electrical arc welders.

Street and Area Lighting Luminaire

RMM320



IP66, IK09, Class I, $t_a = 40^\circ\text{C}$

Light Source

LED

Maintenance

Apart from cleaning the product's exterior surfaces, no special maintenance work is required.

Do not use high-pressure cleaners.

In case of component failure due to abnormal circumstances or at end of life, replacement must be carried out by a suitably qualified and trained professional under instruction from WE-EF LIGHTING or nominated representative.

Warning: Do not open luminaire while mains supply is switched on.

Installation

The product must be installed and maintained by a suitably qualified professional in compliance with latest building/construction and/or electrical regulations and relevant legislation.

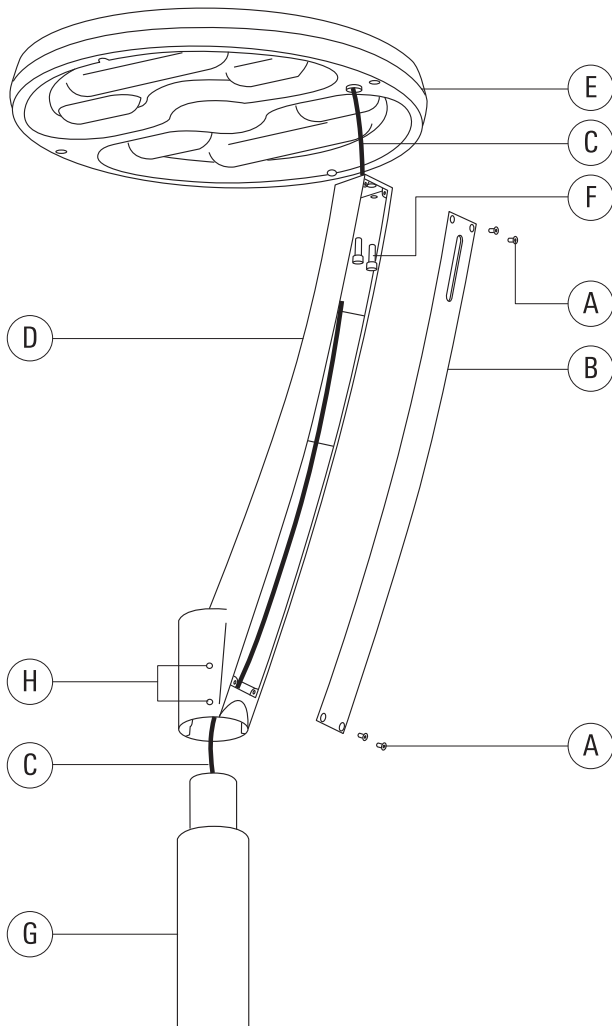
The supply cable must be installed inside the pole and not be exposed to the outside environment.

Warning: Switch off and isolate the mains electrical supply prior to installing and connecting the luminaire.

Notice: If the luminaire is modified by anybody other than the original manufacturer, then the warranty will no longer be valid and shall become the full responsibility of the modifying person/organisation. Claims based on defects attributable to improper installation and/or application, and the consequences thereof, are excluded.

Installation Procedure

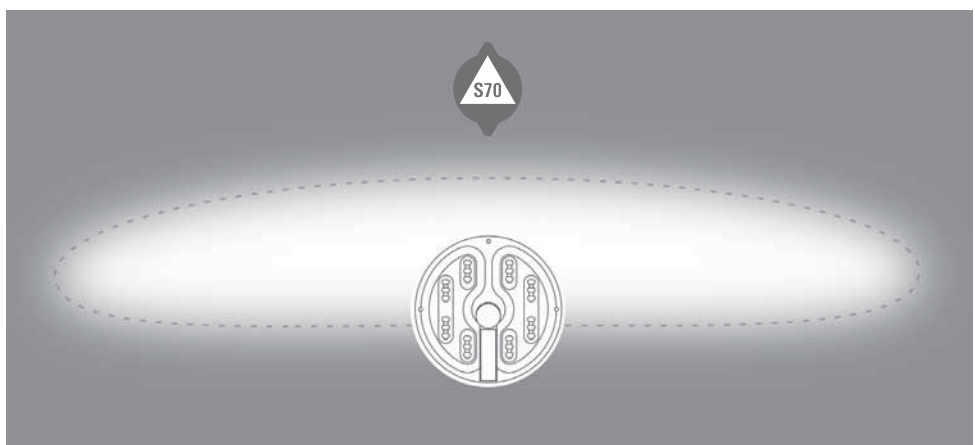
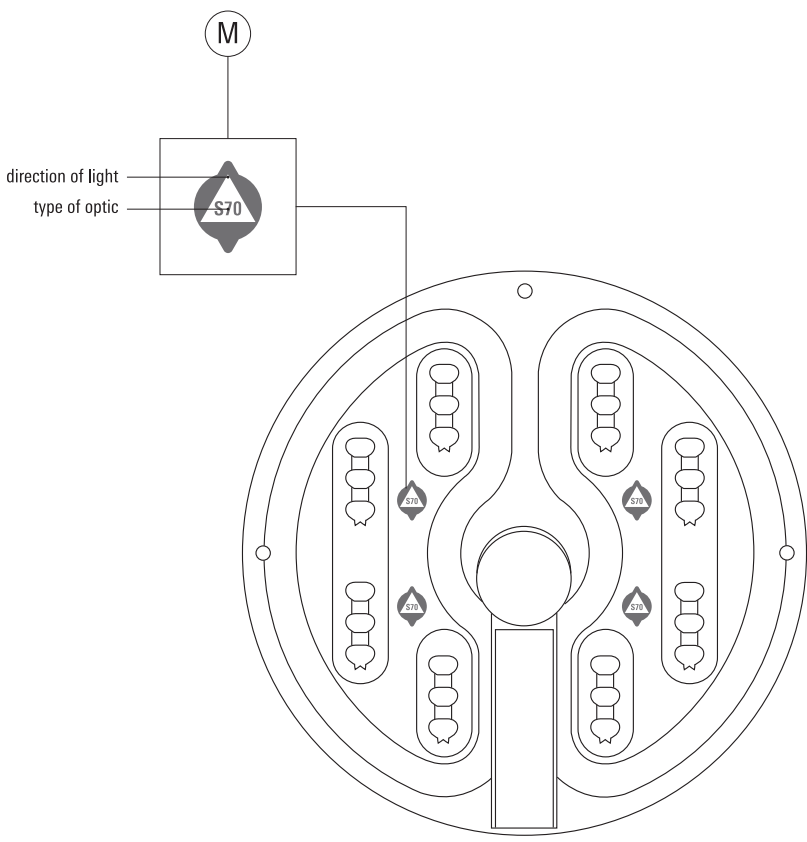
- 1) Switch off and isolate mains electrical supply.
- 2) Check that rating shown on luminaire label conforms with mains electrical supply.
- 3) Loosen screws **A** and remove cover **B**.
- 4) Feed mains cable **C** through bracket **D**, while matching it to luminaire **E**.
- 5) Tighten two screws **F** evenly.
- 6) Move back cover **B** and tighten all four screws **A**.
- 7) Feed mains cable **C** into column **G**, while setting bracket/luminaire assembly in position by following the orientation indicators **M**. Tighten all six screws **H**.
- 8) Trim mains cable **C** to the desired length and connect the leads to their respective terminals at the base of the pole:
 - a) ON/OFF (L = Phase, N = Neutral, ⊕ = Earthing)
 - b) 1-10 V/DALI (L = Phase, N = Neutral, ⊕ = Earthing, DA/DA = DALI control line, D-/D+ = 1-10 V control line).
- 9) Connect the SPD as per the instructions supplied. On the ON/OFF version of the SPD, single line in configuration can be wired to L1 only, L2 is for additional switching control such as Switch DIM or Master/Slave configurations.



Installation to a pole



Supply cable



we-ef

www.we-ef.com

WE-EF LEUCHTEN

Germany

Tel +49 5194 909 0

Fax +49 5194 909 299

info.germany@we-ef.com

WE-EF LUMIERE

France

Tel +33 4 74 99 14 44

Fax +33 4 74 99 14 40

info.france@we-ef.com

WE-EF HELVETICA

Switzerland

Tel +41 22 752 49 94

Fax +41 22 752 49 74

info.switzerland@we-ef.com

WE-EF LIGHTING

United Kingdom

Tel +44 844 880 5346

Fax +44 844 880 5347

info.uk@we-ef.com

WE-EF LIGHTING

Thailand

Tel +66 2 738 9610

Fax +66 2 175 2174

info.asiapacific@we-ef.com

WE-EF LIGHTING

Australia

Tel +61 3 8587 0444

Fax +61 3 8587 0499

info.australia@we-ef.com

WE-EF LIGHTING

United States of America

Tel +1 724 742 0030

Fax +1 724 742 0035

info.usa@we-ef.com



TO9203W1117 © WE-EF 2017

Technical specifications are
subject to change.