

Description

The RFL110 features an elegant round shape, designed with the future in mind, offering a full suite of connectivity options. Post top installation on poles, seamlessly blending into urban landscapes by day and night.

Constructed from marine-grade, die-cast aluminium alloy, with an IP66 rating, 5CE superior corrosion protection including PCS hardware and CCG® Controlled Compression Gasket. Non-reflective flat safety glass cover, hinged. Integral EC electronic converter, class I or class II. OLC® One LED Concept CAD-optimised optics and non-reflective flat safety glass cover, hinged, provide superior illumination and glare control. The luminaire is factory-sealed and does not need to be opened during installation. RFL110 post top variant with spigot size Ø 76 x 100 mm. Ø 60 x 100 mm with corresponding reducer available as an option. Must be indicated during order placement. RFL110-SE only with spigot size Ø 42 x 100 mm. Contact WE-EF direct or your local WE-EF sales representative for an individual solution designed to precisely meet your needs. Photometric files (IES, LDT) for light distributions [S65] [S70] [P65] [R60] [A60] with Backlight Shield on request.

Specifications

Material description

Body	Marine-grade, die-cast aluminium alloy		
Lens	Non-reflective safety glass lens		
Colours	<div>RAL9004</div> <div>Signal black</div>	<div>RAL9006</div> <div>White aluminium</div>	<div>RAL9007</div> <div>Grey aluminium</div>
Gasket	CCG® Controlled Compression Gasket		
Fasteners	PCS Polymer Coated Stainless Steel Hardware		
Ingress protection	IP66		
Impact resistance	IK08		
Corrosion resistance	5CE+Primer		

Electrical description


Power supply	220-240V / 50-60 Hz
Driver / Ballast	Non-reflective safety glass lens
Power factor	> 0.9
Energy efficiency	C-D (Light source)


Additional information


Lifetime	Ta=40° L90B10 > 100000h
----------	-------------------------


Options

Light distribution

 [A60] asymmetric, forward throw

 [S65] asymmetric, side throw

 [S70] asymmetric, side throw

 [R60] rectangular, side throw

 [P65] pedestrian/bicycle lane

Colour temperature

 2200K






TA

 PCA

Nominal Watt

8 W

Configurations

Light distribution	Part ID	Light source	Rated lumens	Rated input power	CRI
 <p>[A60] asymmetric, forward throw</p>	111-2110	LED-8/8W/2200K-8/16W/3000K	2919.4 lm	8 W	
	111-2112	LED-8/8W/PCA-8/16W/3000K	2684.5 lm	8 W	
	111-2111	LED-8/8W/TA-8/16W/2200K	2080.5 lm	8 W	
 <p>[P65] pedestrian/bicycle lane</p>	111-2128	LED-8/8W/2200K-8/16W/3000K	3094.1 lm	8 W	
	111-2130	LED-8/8W/PCA-8/16W/3000K	2845.2 lm	8 W	
	111-2129	LED-8/8W/TA-8/16W/2200K	2205 lm	8 W	
 <p>[R60] rectangular, side throw</p>	111-2119	LED-8/8W/2200K-8/16W/3000K	2996.6 lm	8 W	
	111-2121	LED-8/8W/PCA-8/16W/3000K	2755.5 lm	8 W	
	111-2120	LED-8/8W/TA-8/16W/2200K	2135.5 lm	8 W	
 <p>[S65] asymmetric, side throw</p>	111-2113	LED-8/8W/2200K-8/16W/3000K	3206 lm	8 W	
	111-2115	LED-8/8W/PCA-8/16W/3000K	2948 lm	8 W	
	111-2114	LED-8/8W/TA-8/16W/2200K	2284.7 lm	8 W	
 <p>[S70] asymmetric, side throw</p>	111-2116	LED-8/8W/2200K-8/16W/3000K	3161.2 lm	8 W	
	111-2118	LED-8/8W/PCA-8/16W/3000K	2906.9 lm	8 W	
	111-2117	LED-8/8W/TA-8/16W/2200K	2252.8 lm	8 W	