

### Description

IP66, Class I or Class II. IK08. Marine-grade, die-cast aluminium alloy. 5CE superior corrosion protection including PCS hardware. CCG® Controlled Compression Gasket. Non-reflective flat safety glass cover, hinged. Integral EC electronic converter. CAD-optimised optics for superior illumination and glare control. OLC® One LED Concept. Factory installed LED circuit board. The luminaire is factory-sealed and does not need to be opened during installation. Can be used as post top or side entry version. Specification at time of order is recommended.

Spigot Ø 76 x 100 mm. Spigot Ø 60 x 100 mm or 42 x 100 mm option available. Must be indicated during order placement.

Contact WE-EF direct or your local WE-EF sales representative for an individual solution designed to precisely meet your needs.

Photometric files (IES, LDT) for light distributions [S60] [S65] [S70] [R60] [P65] [Q66] [A60] with Backlight Shield on request.

## Specifications

### Material description

---

Colours	<b>RAL9004</b> Signal black	<b>RAL9006</b> White aluminium	<b>RAL9007</b> Grey aluminium
Ingress protection	IP66		
Impact resistance	IK08		
Corrosion resistance	5CE+Primer		

---

### Electrical description

---

Power supply	220-240V / 50-60 Hz
Surge protection	In-pole surge protection SP10 device supplied. Please refer to WE-EF installation instructions for details. Use suffix +A for Integral surge protection.
Energy efficiency	C-D (Light source)

---

### Additional information








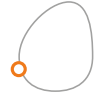
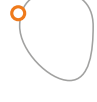


---

Lifetime	Ta=40° L90B10 > 100000h
----------	-------------------------


---

**Options**

**Light distribution**

-  [S60] asymmetric, side throw
-  [S65] asymmetric, side throw
-  [S70] asymmetric, side throw
-  [R60] rectangular, side throw
-  [P65] pedestrian/bicycle lane
-  [A60] asymmetric, forward throw
-  [Q66] square distribution
-  [P45R] pedestrian crossing, right-hand traffic
-  [P45L] pedestrian crossing, left-hand traffic
-  [S71] asymmetric, side throw
-  [R61] rectangular, side throw

**Colour temperature**


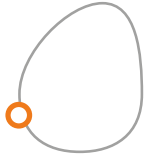


**Nominal Watt**

- 8 W
- 16 W
- 30 W
- 12 W
- 24 W
- 32 W
- 48 W

## Configurations

Light distribution	Part ID	Light source	Rated lumens	Rated input power	CRI
 <p>[A60] asymmetric, forward throw</p>	102-0442	LED-8/8W/2200K	1067.6 lm	8 W	70
	102-0443	LED-8/8W/2700K	1067.6 lm	8 W	80
	102-0444	LED-8/8W/3000K	1141.3 lm	8 W	80
	102-0445	LED-8/8W/4000K	1251.7 lm	8 W	80
	102-0538	LED-8/12W/2200K	1472.6 lm	12 W	70
	102-0539	LED-8/12W/2700K	1472.6 lm	12 W	80
	102-0540	LED-8/12W/3000K	1583 lm	12 W	80
	102-0541	LED-8/12W/4000K	1693.5 lm	12 W	80
	102-0634	LED-8/16W/2200K	1849.3 lm	16 W	70
	102-0635	LED-8/16W/2700K	1849.3 lm	16 W	80
	102-0636	LED-8/16W/3000K	1986.3 lm	16 W	80
	102-0637	LED-8/16W/4000K	2123.3 lm	16 W	80
	102-0730	LED-8/24W/2200K	2568.5 lm	24 W	70
	102-0731	LED-8/24W/2700K	2568.5 lm	24 W	80
	102-0732	LED-8/24W/3000K	2774 lm	24 W	80
	102-0733	LED-8/24W/4000K	2945.2 lm	24 W	80
	102-0490	LED-16/16W/2200K	2135.3 lm	16 W	70
	102-0491	LED-16/16W/2700K	2135.3 lm	16 W	80
	102-0492	LED-16/16W/3000K	2282.5 lm	16 W	80
	102-0493	LED-16/16W/4000K	2503.4 lm	16 W	80
	102-0586	LED-16/24W/2200K	2945.2 lm	24 W	70
	102-0587	LED-16/24W/2700K	2945.2 lm	24 W	80
	102-0588	LED-16/24W/3000K	3166.1 lm	24 W	80
	102-0589	LED-16/24W/4000K	3387 lm	24 W	80
	102-0682	LED-16/32W/2200K	3698.6 lm	32 W	70
	102-0683	LED-16/32W/2700K	3698.6 lm	32 W	80
	102-0684	LED-16/32W/3000K	3972.6 lm	32 W	80
	102-0685	LED-16/32W/4000K	4246.6 lm	32 W	80
	102-0778	LED-16/48W/2200K	5137 lm	48 W	70
	102-0779	LED-16/48W/2700K	5137 lm	48 W	80
	102-0780	LED-16/48W/3000K	5547.9 lm	48 W	80
	102-0781	LED-16/48W/4000K	5890.4 lm	48 W	80
		102-0454	LED-8/8W/2200K	1044.3 lm	8 W
	102-0455	LED-8/8W/2700K	1044.3 lm	8 W	80

Light distribution	Part ID	Light source	Rated lumens	Rated input power	CRI	
 <p>[P45L] pedestrian crossing, left-hand traffic</p>	102-0456	LED-8/8W/3000K	1116.3 lm	8 W	80	
	102-0457	LED-8/8W/4000K	1224.3 lm	8 W	80	
	102-0550	LED-8/12W/2200K	1440.4 lm	12 W	70	
	102-0551	LED-8/12W/2700K	1440.4 lm	12 W	80	
	102-0552	LED-8/12W/3000K	1548.4 lm	12 W	80	
	102-0553	LED-8/12W/4000K	1656.5 lm	12 W	80	
	102-0646	LED-8/16W/2200K	1944.5 lm	16 W	70	
	102-0647	LED-8/16W/2700K	1944.5 lm	16 W	80	
	102-0648	LED-8/16W/3000K	2088.6 lm	16 W	80	
	102-0649	LED-8/16W/4000K	2232.6 lm	16 W	80	
	102-0742	LED-8/24W/2200K	2700.7 lm	24 W	70	
	102-0743	LED-8/24W/2700K	2700.7 lm	24 W	80	
	102-0744	LED-8/24W/3000K	2916.8 lm	24 W	80	
	102-0745	LED-8/24W/4000K	3096.8 lm	24 W	80	
	102-0505			2448.7 lm	0 W	80
	102-0502	LED-16/16W/2200K	2088.6 lm	16 W	70	
	102-0503	LED-16/16W/2700K	2088.6 lm	16 W	80	
	102-0504	LED-16/16W/3000K	2232.6 lm	16 W	80	
	102-0598	LED-16/24W/2200K	2880.8 lm	24 W	70	
	102-0599	LED-16/24W/2700K	2880.8 lm	24 W	80	
	102-0600	LED-16/24W/3000K	3096.8 lm	24 W	80	
	102-0601	LED-16/24W/4000K	3312.9 lm	24 W	80	
	102-0694	LED-16/32W/2200K	3889.1 lm	32 W	70	
	102-0695	LED-16/32W/2700K	3889.1 lm	32 W	80	
	102-0696	LED-16/32W/3000K	4177.1 lm	32 W	80	
	102-0697	LED-16/32W/4000K	4465.2 lm	32 W	80	
	102-0790	LED-16/48W/2200K	5401.5 lm	48 W	70	
	102-0791	LED-16/48W/2700K	5401.5 lm	48 W	80	
	102-0792	LED-16/48W/3000K	5833.6 lm	48 W	80	
	102-0793	LED-16/48W/4000K	6193.7 lm	48 W	80	
	 <p>[P45R] pedestrian crossing, right-hand traffic</p>	102-0450	LED-8/8W/2200K	1044.3 lm	8 W	70
		102-0451	LED-8/8W/2700K	1044.3 lm	8 W	80
102-0452		LED-8/8W/3000K	1116.3 lm	8 W	80	
102-0453		LED-8/8W/4000K	1224.3 lm	8 W	80	
102-0546		LED-8/12W/2200K	1440.4 lm	12 W	70	
102-0547		LED-8/12W/2700K	1440.4 lm	12 W	80	

Light distribution	Part ID	Light source	Rated lumens	Rated input power	CRI
	102-0548	LED-8/12W/3000K	1548.4 lm	12 W	80
	102-0549	LED-8/12W/4000K	1656.5 lm	12 W	80
	102-0642	LED-8/16W/2200K	1944.5 lm	16 W	70
	102-0643	LED-8/16W/2700K	1944.5 lm	16 W	80
	102-0644	LED-8/16W/3000K	2088.6 lm	16 W	80
	102-0645	LED-8/16W/4000K	2232.6 lm	16 W	80
	102-0739	LED-8/24W/2700K	2700.7 lm	24 W	80
	102-0740	LED-8/24W/3000K	2916.8 lm	24 W	80
	102-0741	LED-8/24W/4000K	3096.8 lm	24 W	80
	102-0498	LED-16/16W/2200K	2088.6 lm	16 W	70
	102-0499	LED-16/16W/2700K	2088.6 lm	16 W	80
	102-0500	LED-16/16W/3000K	2232.6 lm	16 W	80
	102-0501	LED-16/16W/4000K	2448.7 lm	16 W	80
	102-0594	LED-16/24W/2200K	2880.8 lm	24 W	70
	102-0595	LED-16/24W/2700K	2880.8 lm	24 W	80
	102-0596	LED-16/24W/3000K	3096.8 lm	24 W	80
	102-0597	LED-16/24W/4000K	3312.9 lm	24 W	80
	102-0690	LED-16/32W/2200K	3889.1 lm	32 W	70
	102-0691	LED-16/32W/2700K	3889.1 lm	32 W	80
	102-0692	LED-16/32W/3000K	4177.1 lm	32 W	80
	102-0693	LED-16/32W/4000K	4465.2 lm	32 W	80
	102-0786	LED-16/48W/2200K	5401.5 lm	48 W	70
	102-0787	LED-16/48W/2700K	5401.5 lm	48 W	80
	102-0788	LED-16/48W/3000K	5833.6 lm	48 W	80
	102-0789	LED-16/48W/4000K	6193.7 lm	48 W	80
	102-0438	LED-8/8W/2200K	1020.2 lm	8 W	70
	102-0439	LED-8/8W/2700K	1020.2 lm	8 W	80
	102-0440	LED-8/8W/3000K	1090.5 lm	8 W	80
	102-0441	LED-8/8W/4000K	1196.1 lm	8 W	80
	102-0534	LED-8/12W/2200K	1407.1 lm	12 W	70
	102-0535	LED-8/12W/2700K	1407.1 lm	12 W	80
	102-0536	LED-8/12W/3000K	1512.7 lm	12 W	80
	102-0537	LED-8/12W/4000K	1618.2 lm	12 W	80
	102-0630	LED-8/16W/2200K	1767.1 lm	16 W	70
	102-0631	LED-8/16W/2700K	1767.1 lm	16 W	80
	102-0632	LED-8/16W/3000K	1898 lm	16 W	80



[P65] pedestrian/bicycle lane

Light distribution	Part ID	Light source	Rated lumens	Rated input power	CRI
	102-0633	LED-8/16W/4000K	2028.9 lm	16 W	80
	102-0726	LED-8/24W/2200K	2454.3 lm	24 W	70
	102-0727	LED-8/24W/2700K	2454.3 lm	24 W	80
	102-0728	LED-8/24W/3000K	2650.7 lm	24 W	80
	102-0729	LED-8/24W/4000K	2814.3 lm	24 W	80
	102-0486	LED-16/16W/2200K	1945.9 lm	16 W	70
	102-0487	LED-16/16W/2700K	1945.9 lm	16 W	80
	102-0488	LED-16/16W/3000K	2080.1 lm	16 W	80
	102-0489	LED-16/16W/4000K	2281.4 lm	16 W	80
	102-0582	LED-16/24W/2200K	2684 lm	24 W	70
	102-0583	LED-16/24W/2700K	2684 lm	24 W	80
	102-0584	LED-16/24W/3000K	2885.3 lm	24 W	80
	102-0585	LED-16/24W/4000K	3086.6 lm	24 W	80
	102-0678	LED-16/32W/2200K	3370.7 lm	32 W	70
	102-0679	LED-16/32W/2700K	3370.7 lm	32 W	80
	102-0680	LED-16/32W/3000K	3620.3 lm	32 W	80
	102-0681	LED-16/32W/4000K	3870 lm	32 W	80
	102-0774	LED-16/48W/2200K	4681.5 lm	48 W	70
	102-0775	LED-16/48W/2700K	4681.5 lm	48 W	80
	102-0776	LED-16/48W/3000K	5056 lm	48 W	80
	102-0777	LED-16/48W/4000K	5368.1 lm	48 W	80
	102-0446	LED-8/8W/2200K	930.6 lm	8 W	70
	102-0447	LED-8/8W/2700K	930.6 lm	8 W	80
	102-0448	LED-8/8W/3000K	994.8 lm	8 W	80
	102-0449	LED-8/8W/4000K	1091.1 lm	8 W	80
	102-0542	LED-8/12W/2200K	1283.6 lm	12 W	70
	102-0543	LED-8/12W/2700K	1283.6 lm	12 W	80
	102-0544	LED-8/12W/3000K	1379.9 lm	12 W	80
	102-0545	LED-8/12W/4000K	1476.1 lm	12 W	80
	102-0638	LED-8/16W/2200K	1650.4 lm	16 W	70
	102-0639	LED-8/16W/2700K	1650.4 lm	16 W	80
	102-0640	LED-8/16W/3000K	1772.6 lm	16 W	80
	102-0641	LED-8/16W/4000K	1894.9 lm	16 W	80
	102-0734	LED-8/24W/2200K	2292.2 lm	24 W	70
	102-0735	LED-8/24W/2700K	2292.2 lm	24 W	80
	102-0736	LED-8/24W/3000K	2475.6 lm	24 W	80



[Q66] square distribution

Light distribution	Part ID	Light source	Rated lumens	Rated input power	CRI
	102-0737	LED-8/24W/4000K	2628.4 lm	24 W	80
	102-0494	LED-16/16W/2200K	1747.8 lm	16 W	70
	102-0495	LED-16/16W/2700K	1747.8 lm	16 W	80
	102-0496	LED-16/16W/3000K	1868.3 lm	16 W	80
	102-0497	LED-16/16W/4000K	2049.1 lm	16 W	80
	102-0590	LED-16/24W/2200K	2410.8 lm	24 W	70
	102-0591	LED-16/24W/2700K	2410.8 lm	24 W	80
	102-0592	LED-16/24W/3000K	2591.6 lm	24 W	80
	102-0593	LED-16/24W/4000K	2772.4 lm	24 W	80
	102-0686	LED-16/32W/2200K	3099.6 lm	32 W	70
	102-0687	LED-16/32W/2700K	3099.6 lm	32 W	80
	102-0688	LED-16/32W/3000K	3329.2 lm	32 W	80
	102-0689	LED-16/32W/4000K	3558.8 lm	32 W	80
	102-0782	LED-16/48W/2200K	4305 lm	48 W	70
	102-0783	LED-16/48W/2700K	4305 lm	48 W	80
	102-0784	LED-16/48W/3000K	4649.4 lm	48 W	80
	102-0785	LED-16/48W/4000K	4936.4 lm	48 W	80
	102-0434	LED-8/8W/2200K	926.2 lm	8 W	70
	102-0435	LED-8/8W/2700K	926.2 lm	8 W	80
	102-0436	LED-8/8W/3000K	990.1 lm	8 W	80
	102-0437	LED-8/8W/4000K	1085.9 lm	8 W	80
	102-0530	LED-8/12W/2200K	1277.5 lm	12 W	70
	102-0531	LED-8/12W/2700K	1277.5 lm	12 W	80
	102-0532	LED-8/12W/3000K	1373.3 lm	12 W	80
	102-0533	LED-8/12W/4000K	1469.2 lm	12 W	80
	102-0626	LED-8/16W/2200K	1642.6 lm	16 W	70
	102-0627	LED-8/16W/2700K	1642.6 lm	16 W	80
	102-0628	LED-8/16W/3000K	1764.2 lm	16 W	80
	102-0629	LED-8/16W/4000K	1885.9 lm	16 W	80
	102-0722	LED-8/24W/2200K	2281.3 lm	24 W	70
	102-0723	LED-8/24W/2700K	2281.3 lm	24 W	80
	102-0724	LED-8/24W/3000K	2463.9 lm	24 W	80
	102-0725	LED-8/24W/4000K	2615.9 lm	24 W	80
	102-0482	LED-16/16W/2200K	1765.6 lm	16 W	70
	102-0483	LED-16/16W/2700K	1765.6 lm	16 W	80
	102-0484	LED-16/16W/3000K	1887.3 lm	16 W	80



[R60] rectangular, side throw

Light distribution	Part ID	Light source	Rated lumens	Rated input power	CRI
	102-0485	LED-16/16W/4000K	2070 lm	16 W	80
	102-0578	LED-16/24W/2200K	2435.3 lm	24 W	70
	102-0579	LED-16/24W/2700K	2435.3 lm	24 W	80
	102-0580	LED-16/24W/3000K	2617.9 lm	24 W	80
	102-0581	LED-16/24W/4000K	2800.5 lm	24 W	80
	102-0674	LED-16/32W/2200K	3131.1 lm	32 W	70
	102-0675	LED-16/32W/2700K	3131.1 lm	32 W	80
	102-0676	LED-16/32W/3000K	3363.1 lm	32 W	80
	102-0677	LED-16/32W/4000K	3595 lm	32 W	80
	102-0770	LED-16/48W/2200K	4348.8 lm	48 W	70
	102-0771	LED-16/48W/2700K	4348.8 lm	48 W	80
	102-0772	LED-16/48W/3000K	4696.7 lm	48 W	80
	102-0773	LED-16/48W/4000K	4986.6 lm	48 W	80
	102-0805	LED-16/48W/4000K	4868 lm	48 W	80



[R61] rectangular, side throw




[S60] asymmetric, side throw


	102-0422	LED-8/8W/2200K	1037.7 lm	8 W	70
	102-0423	LED-8/8W/2700K	1037.7 lm	8 W	80
	102-0424	LED-8/8W/3000K	1109.3 lm	8 W	80
	102-0425	LED-8/8W/4000K	1216.6 lm	8 W	80
	102-0518	LED-8/12W/2200K	1431.3 lm	12 W	70
	102-0519	LED-8/12W/2700K	1431.3 lm	12 W	80
	102-0520	LED-8/12W/3000K	1538.7 lm	12 W	80
	102-0521	LED-8/12W/4000K	1646 lm	12 W	80
	102-0614	LED-8/16W/2200K	1840.3 lm	16 W	70
	102-0615	LED-8/16W/2700K	1840.3 lm	16 W	80
	102-0616	LED-8/16W/3000K	1976.6 lm	16 W	80
	102-0617	LED-8/16W/4000K	2113 lm	16 W	80
	102-0710	LED-8/24W/2200K	2556 lm	24 W	70
	102-0711	LED-8/24W/2700K	2556 lm	24 W	80
	102-0712	LED-8/24W/3000K	2760.5 lm	24 W	80
	102-0713	LED-8/24W/4000K	2930.9 lm	24 W	80
	102-0470	LED-16/16W/2200K	2009.4 lm	16 W	70
	102-0471	LED-16/16W/2700K	2009.4 lm	16 W	80

Light distribution	Part ID	Light source	Rated lumens	Rated input power	CRI
	102-0472	LED-16/16W/3000K	2147.9 lm	16 W	80
	102-0473	LED-16/16W/4000K	2355.8 lm	16 W	80
	102-0566	LED-16/24W/2200K	2771.5 lm	24 W	70
	102-0567	LED-16/24W/2700K	2771.5 lm	24 W	80
	102-0568	LED-16/24W/3000K	2979.4 lm	24 W	80
	102-0569	LED-16/24W/4000K	3187.3 lm	24 W	80
	102-0662	LED-16/32W/2200K	3597.7 lm	32 W	70
	102-0663	LED-16/32W/2700K	3597.7 lm	32 W	80
	102-0664	LED-16/32W/3000K	3864.2 lm	32 W	80
	102-0665	LED-16/32W/4000K	4130.7 lm	32 W	80
	102-0758	LED-16/48W/2200K	4996.8 lm	48 W	70
	102-0759	LED-16/48W/2700K	4996.8 lm	48 W	80
	102-0760	LED-16/48W/3000K	5396.6 lm	48 W	80
	102-0761	LED-16/48W/4000K	5729.7 lm	48 W	80
	102-0426	LED-8/8W/2200K	1078.9 lm	8 W	70
	102-0427	LED-8/8W/2700K	1078.9 lm	8 W	80
	102-0428	LED-8/8W/3000K	1153.3 lm	8 W	80
	102-0429	LED-8/8W/4000K	1265 lm	8 W	80
	102-0522	LED-8/12W/2200K	1488.2 lm	12 W	70
	102-0523	LED-8/12W/2700K	1488.2 lm	12 W	80
	102-0524	LED-8/12W/3000K	1599.8 lm	12 W	80
	102-0525	LED-8/12W/4000K	1711.4 lm	12 W	80
	102-0618	LED-8/16W/2200K	1913.4 lm	16 W	70
	102-0619	LED-8/16W/2700K	1913.4 lm	16 W	80
	102-0620	LED-8/16W/3000K	2055.2 lm	16 W	80
	102-0621	LED-8/16W/4000K	2196.9 lm	16 W	80
	102-0714	LED-8/24W/2200K	2657.5 lm	24 W	70
	102-0715	LED-8/24W/2700K	2657.5 lm	24 W	80
	102-0716	LED-8/24W/3000K	2870.1 lm	24 W	80
	102-0717	LED-8/24W/4000K	3047.3 lm	24 W	80
	102-0474	LED-16/16W/2200K	2051.3 lm	16 W	70
	102-0475	LED-16/16W/2700K	2051.3 lm	16 W	80
	102-0476	LED-16/16W/3000K	2192.8 lm	16 W	80
	102-0477	LED-16/16W/4000K	2405 lm	16 W	80
	102-0570	LED-16/24W/2200K	2829.4 lm	24 W	70
	102-0571	LED-16/24W/2700K	2829.4 lm	24 W	80



[S65] asymmetric, side throw

Light distribution	Part ID	Light source	Rated lumens	Rated input power	CRI
	102-0572	LED-16/24W/3000K	3041.6 lm	24 W	80
	102-0573	LED-16/24W/4000K	3253.8 lm	24 W	80
	102-0666	LED-16/32W/2200K	3637.9 lm	32 W	70
	102-0667	LED-16/32W/2700K	3637.9 lm	32 W	80
	102-0668	LED-16/32W/3000K	3907.4 lm	32 W	80
	102-0669	LED-16/32W/4000K	4176.8 lm	32 W	80
	102-0762	LED-16/48W/2200K	5052.6 lm	48 W	70
	102-0763	LED-16/48W/2700K	5052.6 lm	48 W	80
	102-0764	LED-16/48W/3000K	5456.8 lm	48 W	80
	102-0765	LED-16/48W/4000K	5793.7 lm	48 W	80
	102-0430	LED-8/8W/2200K	989.9 lm	8 W	70
	102-0431	LED-8/8W/2700K	989.9 lm	8 W	80
	102-0432	LED-8/8W/3000K	1058.1 lm	8 W	80
	102-0433	LED-8/8W/4000K	1160.5 lm	8 W	80
	[S70] asymmetric, side throw	102-0526	LED-8/12W/2200K	1365.3 lm	12 W
	102-0527	LED-8/12W/2700K	1365.3 lm	12 W	80
	102-0528	LED-8/12W/3000K	1467.7 lm	12 W	80
	102-0529	LED-8/12W/4000K	1570.1 lm	12 W	80
	102-0622	LED-8/16W/2200K	1755.4 lm	16 W	70
	102-0623	LED-8/16W/2700K	1755.4 lm	16 W	80
	102-0624	LED-8/16W/3000K	1885.5 lm	16 W	80
	102-0625	LED-8/16W/4000K	2015.5 lm	16 W	80
	102-0718	LED-8/24W/2200K	2438.1 lm	24 W	70
	102-0719	LED-8/24W/2700K	2438.1 lm	24 W	80
	102-0720	LED-8/24W/3000K	2633.2 lm	24 W	80
	102-0721	LED-8/24W/4000K	2795.7 lm	24 W	80
	102-0478	LED-16/16W/2200K	1894.2 lm	16 W	70
	102-0479	LED-16/16W/2700K	1894.2 lm	16 W	80
	102-0480	LED-16/16W/3000K	2024.9 lm	16 W	80
	102-0481	LED-16/16W/4000K	2220.8 lm	16 W	80
	102-0574	LED-16/24W/2200K	2612.7 lm	24 W	70
	102-0575	LED-16/24W/2700K	2612.7 lm	24 W	80
	102-0576	LED-16/24W/3000K	2808.7 lm	24 W	80
	102-0577	LED-16/24W/4000K	3004.6 lm	24 W	80
	102-0670	LED-16/32W/2200K	3359.3 lm	32 W	70
	102-0671	LED-16/32W/2700K	3359.3 lm	32 W	80

Light distribution	Part ID	Light source	Rated lumens	Rated input power	CRI
	102-0672	LED-16/32W/3000K	3608.1 lm	32 W	80
	102-0673	LED-16/32W/4000K	3857 lm	32 W	80
	102-0766	LED-16/48W/2200K	4665.7 lm	48 W	70
	102-0767	LED-16/48W/2700K	4665.7 lm	48 W	80
	102-0768	LED-16/48W/3000K	5038.9 lm	48 W	80
	102-0769	LED-16/48W/4000K	5350 lm	48 W	80
 <p>[S71] asymmetric, side throw</p>	102-0462	LED-8/8W/2200K	903.3 lm	8 W	70
	102-0463	LED-8/8W/2700K	903.3 lm	8 W	80
	102-0464	LED-8/8W/3000K	965.6 lm	8 W	80
	102-0464-70	LED-8/8W/3000K	1121.3 lm	8 W	70
	102-0465	LED-8/8W/4000K	1059 lm	8 W	80
	102-0465-70	LED-8/8W/4000K	1183.6 lm	8 W	70
	102-0558	LED-8/12W/2200K	1245.9 lm	12 W	70
	102-0559	LED-8/12W/2700K	1245.9 lm	12 W	80
	102-0560	LED-8/12W/3000K	1339.3 lm	12 W	80
	102-0561	LED-8/12W/4000K	1432.8 lm	12 W	80
	102-0654	LED-8/16W/2200K	1601.9 lm	16 W	70
	102-0655	LED-8/16W/2700K	1601.9 lm	16 W	80
	102-0656	LED-8/16W/3000K	1720.5 lm	16 W	80
	102-0657	LED-8/16W/4000K	1839.2 lm	16 W	80
	102-0750	LED-8/24W/2200K	2224.8 lm	24 W	70
	102-0751	LED-8/24W/2700K	2224.8 lm	24 W	80
	102-0752	LED-8/24W/3000K	2402.8 lm	24 W	80
	102-0753	LED-8/24W/4000K	2551.1 lm	24 W	80
	102-0510	LED-16/16W/2200K	1772.4 lm	16 W	70
	102-0511	LED-16/16W/2700K	1772.4 lm	16 W	80
	102-0512	LED-16/16W/3000K	1894.6 lm	16 W	80
	102-0513	LED-16/16W/4000K	2078 lm	16 W	80
	102-0606	LED-16/24W/2200K	2444.7 lm	24 W	70
	102-0607	LED-16/24W/2700K	2444.7 lm	24 W	80
	102-0608	LED-16/24W/3000K	2628.1 lm	24 W	80
	102-0609	LED-16/24W/4000K	2811.4 lm	24 W	80
	102-0702	LED-16/32W/2200K	3143.3 lm	32 W	70
	102-0703	LED-16/32W/2700K	3143.3 lm	32 W	80
102-0704	LED-16/32W/3000K	3376.1 lm	32 W	80	
102-0705	LED-16/32W/4000K	3609 lm	32 W	80	

Light distribution	Part ID	Light source	Rated lumens	Rated input power	CRI
	102-0798	LED-16/48W/2200K	4365.7 lm	48 W	70
	102-0799	LED-16/48W/2700K	4365.7 lm	48 W	80
	102-0800	LED-16/48W/3000K	4715 lm	48 W	80
	102-0801	LED-16/48W/4000K	5006 lm	48 W	80