

Beschreibung

IP66, SKI oder SKII. IK08. Korrosionsbeständiger Aluminiumguss. PCS beschichtete Edelstahlschrauben. 5CE Korrosionsschutz. CCG® Controlled Compression Gasket Dichtung. Abdeckung aus reflektionsfreiem Sicherheitsglas, abklappbar. Eingebaute elektronische Betriebsgeräte. CAD-optimierte OLC® One LED Concept Technik zur Lichtlenkung und Entblendung. Eingebaute LED Platine. Die Leuchte wird anschlussfertig geliefert und muss zur Installation nicht geöffnet werden. Drehbarer Stutzen, zur Verwendung der Leuchte zur Aufsatz- und Ansatzmontage. Bei Bestellung bitte angeben.

Zopfmaß Ø 76 x 100 mm. Ø 60 x 100 mm oder 42 x 100 mm optional erhältlich, bei Bestellung bitte angeben.

Für eine individuelle Lösung, die genau auf Ihre Bedürfnisse abgestimmt ist, wenden Sie sich bitte direkt an WE-EF oder Ihren lokalen WE-EF-Vertriebsmitarbeiter.

Photometrische Dateien (IES, LDT) für Lichtverteilungen [S60] [S65] [S70] [R60] [P65] [Q66] [A60] mit Backlight Shield auf Anfrage.

Spezifikationen

Materialbeschreibung

Gehäuse	Korrosionsbeständiger Aluminiumguss			
Abdeckung	Sicherheitsglas, entspiegelt			
Farben	RAL9004 Signalschwarz	RAL9007 Graualuminium	RAL7016 Anthrazitgrau	RAL9016 Verkehrsweiß
Dichtung	CCG® Controlled Compression Gasket Dichtung			
Schrauben	PCS beschichtete Edelstahlschrauben			
Schutzart	IP66			
Schlagfestigkeit	IK08			

Elektrische Beschreibung










Netz	220-240V / 50-60 Hz
Netzgerät / Vorschaltgerät	Eingebaute elektronische Betriebsgeräte. DALI
Energieeffizienz	C-D (Lichtquelle)

Weitere Informationen


Lebensdauer	Ta=25° L90B10 > 100000h
-------------	-------------------------

Auswahl

Lichtverteilung

-  [S60] asymmetrisch seitlich
-  [S65] asymmetrisch seitlich
-  [S70] asymmetrisch seitlich
-  [R60] rechteckig, vorwärts gerichtet
-  [P65] asymmetrisch seitlich, engstrahlend
-  [A60] asymmetrisch vorwärts gerichtet
-  [Q66] quadratisch
-  [P45R] Fußgängerüberweg, Rechtsverkehr
-  [P45L] Fußgängerüberweg, Linksverkehr


Farbtemperaturen



Nominal Watt

- 8 W
- 16 W
- 0 W
- 12 W
- 24 W
- 32 W
- 48 W

Konfigurationen

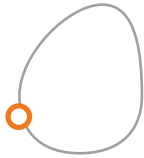
Lichtverteilung	Artikelnummer	Lichtquelle	Bemessungslichtstrom	Bemessungsleistung	CRI
 <p>[A60] asymmetrisch vorwärts gerichtet</p>	102-0442	LED-8/8W/2200K	1067.6 lm	8 W	70
	102-0443	LED-8/8W/2700K	1067.6 lm	8 W	80
	102-0443-70	LED-8/8W/2700K	1141.3 lm	8 W	70
	102-0444	LED-8/8W/3000K	1141.3 lm	8 W	80
	102-0444-70	LED-8/8W/3000K	1325.3 lm	8 W	70
	102-0445	LED-8/8W/4000K	1251.7 lm	8 W	80
	102-0445-70	LED-8/8W/4000K	1399 lm	8 W	70
	102-0538	LED-8/12W/2200K	1472.6 lm	12 W	70
	102-0539	LED-8/12W/2700K	1472.6 lm	12 W	80
	102-0539-70	LED-8/12W/2700K	1583 lm	12 W	70
	102-0540	LED-8/12W/3000K	1583 lm	12 W	80
	102-0540-70	LED-8/12W/3000K	1803.9 lm	12 W	70
	102-0541	LED-8/12W/4000K	1693.5 lm	12 W	80
	102-0541-70	LED-8/12W/4000K	1914.4 lm	12 W	70
	102-0634	LED-8/16W/2200K	1849.3 lm	16 W	70
	102-0635	LED-8/16W/2700K	1849.3 lm	16 W	80
	102-0635-70	LED-8/16W/2700K	1986.3 lm	16 W	70
	102-0636	LED-8/16W/3000K	1986.3 lm	16 W	80
	102-0636-70	LED-8/16W/3000K	2260.3 lm	16 W	70
	102-0637	LED-8/16W/4000K	2123.3 lm	16 W	80
	102-0637-70	LED-8/16W/4000K	2397.2 lm	16 W	70
	102-0730	LED-8/24W/2200K	2568.5 lm	24 W	70
	102-0731	LED-8/24W/2700K	2568.5 lm	24 W	80
	102-0731-70	LED-8/24W/2700K	2774 lm	24 W	70
	102-0732	LED-8/24W/3000K	2774 lm	24 W	80
	102-0732-70	LED-8/24W/3000K	3150.7 lm	24 W	70
	102-0733	LED-8/24W/4000K	2945.2 lm	24 W	80
	102-0733-70	LED-8/24W/4000K	3356.1 lm	24 W	70
	102-0490	LED-16/16W/2200K	2135.3 lm	16 W	70
	102-0491	LED-16/16W/2700K	2135.3 lm	16 W	80
	102-0491-70	LED-16/16W/2700K	2282.5 lm	16 W	70
	102-0492	LED-16/16W/3000K	2282.5 lm	16 W	80
	102-0492-70	LED-16/16W/3000K	2650.7 lm	16 W	70
102-0493	LED-16/16W/4000K	2503.4 lm	16 W	80	

Lichtverteilung	Artikelnummer	Lichtquelle	Bemessungslichtstrom	Bemessungsleistung	CRI
	102-0493-70	LED-16/16W/4000K	2797.9 lm	16 W	70
	102-0586	LED-16/24W/2200K	2945.2 lm	24 W	70
	102-0587	LED-16/24W/2700K	2945.2 lm	24 W	80
	102-0587-70	LED-16/24W/2700K	3166.1 lm	24 W	70
	102-0588	LED-16/24W/3000K	3166.1 lm	24 W	80
	102-0588-70	LED-16/24W/3000K	3607.8 lm	24 W	70
	102-0589	LED-16/24W/4000K	3387 lm	24 W	80
	102-0589-70	LED-16/24W/4000K	3828.7 lm	24 W	70
	102-0682	LED-16/32W/2200K	3698.6 lm	32 W	70
	102-0683	LED-16/32W/2700K	3698.6 lm	32 W	80
	102-0683-70	LED-16/32W/2700K	3972.6 lm	32 W	70
	102-0684	LED-16/32W/3000K	3972.6 lm	32 W	80
	102-0684-70	LED-16/32W/3000K	4520.5 lm	32 W	70
	102-0685	LED-16/32W/4000K	4246.6 lm	32 W	80
	102-0685-70	LED-16/32W/4000K	4794.5 lm	32 W	70
	102-0778	LED-16/48W/2200K	5137 lm	48 W	70
	102-0779	LED-16/48W/2700K	5137 lm	48 W	80
	102-0779-70	LED-16/48W/2700K	5547.9 lm	48 W	70
	102-0780	LED-16/48W/3000K	5547.9 lm	48 W	80
	102-0780-70	LED-16/48W/3000K	6301.3 lm	48 W	70
	102-0781	LED-16/48W/4000K	5890.4 lm	48 W	80
	102-0781-70	LED-16/48W/4000K	6712.3 lm	48 W	70
	102-0454	LED-8/8W/2200K	1044.3 lm	8 W	70
	102-0455	LED-8/8W/2700K	1044.3 lm	8 W	80
	102-0455-70	LED-8/8W/2700K	1116.3 lm	8 W	70
	102-0456	LED-8/8W/3000K	1116.3 lm	8 W	80
	102-0456-70	LED-8/8W/3000K	1296.4 lm	8 W	70
	102-0457	LED-8/8W/4000K	1224.3 lm	8 W	80
	102-0457-70	LED-8/8W/4000K	1368.4 lm	8 W	70
	102-0550	LED-8/12W/2200K	1440.4 lm	12 W	70
	102-0551	LED-8/12W/2700K	1440.4 lm	12 W	80
	102-0551-70	LED-8/12W/2700K	1548.4 lm	12 W	70
	102-0552	LED-8/12W/3000K	1548.4 lm	12 W	80
	102-0552-70	LED-8/12W/3000K	1764.5 lm	12 W	70
	102-0553	LED-8/12W/4000K	1656.5 lm	12 W	80
	102-0553-70	LED-8/12W/4000K	1872.5 lm	12 W	70



[P45L] Fußgängerüberweg,
Linksverkehr

Lichtverteilung	Artikelnummer	Lichtquelle	Bemessungslichtstrom	Bemessungsleistung	CRI
	102-0646	LED-8/16W/2200K	1944.5 lm	16 W	70
	102-0647	LED-8/16W/2700K	1944.5 lm	16 W	80
	102-0647-70	LED-8/16W/2700K	2088.6 lm	16 W	70
	102-0648	LED-8/16W/3000K	2088.6 lm	16 W	80
	102-0648-70	LED-8/16W/3000K	2376.7 lm	16 W	70
	102-0649	LED-8/16W/4000K	2232.6 lm	16 W	80
	102-0649-70	LED-8/16W/4000K	2520.7 lm	16 W	70
	102-0742	LED-8/24W/2200K	2700.7 lm	24 W	70
	102-0743	LED-8/24W/2700K	2700.7 lm	24 W	80
	102-0743-70	LED-8/24W/2700K	2916.8 lm	24 W	70
	102-0744	LED-8/24W/3000K	2916.8 lm	24 W	80
	102-0744-70	LED-8/24W/3000K	3312.9 lm	24 W	70
	102-0745	LED-8/24W/4000K	3096.8 lm	24 W	80
	102-0745-70	LED-8/24W/4000K	3529 lm	24 W	70
	102-0505		2448.7 lm	0 W	80
	102-0505-70		2736.7 lm	0 W	70
	102-0502	LED-16/16W/2200K	2088.6 lm	16 W	70
	102-0503	LED-16/16W/2700K	2088.6 lm	16 W	80
	102-0503-70	LED-16/16W/2700K	2232.6 lm	16 W	70
	102-0504	LED-16/16W/3000K	2232.6 lm	16 W	80
	102-0504-70	LED-16/16W/3000K	2592.7 lm	16 W	70
	102-0598	LED-16/24W/2200K	2880.8 lm	24 W	70
	102-0599	LED-16/24W/2700K	2880.8 lm	24 W	80
	102-0599-70	LED-16/24W/2700K	3096.8 lm	24 W	70
	102-0600	LED-16/24W/3000K	3096.8 lm	24 W	80
	102-0600-70	LED-16/24W/3000K	3529 lm	24 W	70
	102-0601	LED-16/24W/4000K	3312.9 lm	24 W	80
	102-0601-70	LED-16/24W/4000K	3745 lm	24 W	70
	102-0694	LED-16/32W/2200K	3889.1 lm	32 W	70
	102-0695	LED-16/32W/2700K	3889.1 lm	32 W	80
	102-0695-70	LED-16/32W/2700K	4177.1 lm	32 W	70
	102-0696	LED-16/32W/3000K	4177.1 lm	32 W	80
	102-0696-70	LED-16/32W/3000K	4753.3 lm	32 W	70
	102-0697	LED-16/32W/4000K	4465.2 lm	32 W	80
	102-0697-70	LED-16/32W/4000K	5041.4 lm	32 W	70
	102-0790	LED-16/48W/2200K	5401.5 lm	48 W	70

Lichtverteilung	Artikelnummer	Lichtquelle	Bemessungslichtstrom	Bemessungsleistung	CRI
 [P45R] Fußgängerüberweg, Rechtsverkehr	102-0791	LED-16/48W/2700K	5401.5 lm	48 W	80
	102-0791-70	LED-16/48W/2700K	5833.6 lm	48 W	70
	102-0792	LED-16/48W/3000K	5833.6 lm	48 W	80
	102-0792-70	LED-16/48W/3000K	6625.8 lm	48 W	70
	102-0793	LED-16/48W/4000K	6193.7 lm	48 W	80
	102-0793-70	LED-16/48W/4000K	7057.9 lm	48 W	70
	102-0450	LED-8/8W/2200K	1044.3 lm	8 W	70
	102-0451	LED-8/8W/2700K	1044.3 lm	8 W	80
	102-0451-70	LED-8/8W/2700K	1116.3 lm	8 W	70
	102-0452	LED-8/8W/3000K	1116.3 lm	8 W	80
	102-0452-70	LED-8/8W/3000K	1296.4 lm	8 W	70
	102-0453	LED-8/8W/4000K	1224.3 lm	8 W	80
	102-0453-70	LED-8/8W/4000K	1368.4 lm	8 W	70
	102-0546	LED-8/12W/2200K	1440.4 lm	12 W	70
	102-0547	LED-8/12W/2700K	1440.4 lm	12 W	80
	102-0547-70	LED-8/12W/2700K	1548.4 lm	12 W	70
	102-0548	LED-8/12W/3000K	1548.4 lm	12 W	80
	102-0548-70	LED-8/12W/3000K	1764.5 lm	12 W	70
	102-0549	LED-8/12W/4000K	1656.5 lm	12 W	80
	102-0549-70	LED-8/12W/4000K	1872.5 lm	12 W	70
	102-0642	LED-8/16W/2200K	1944.5 lm	16 W	70
	102-0643	LED-8/16W/2700K	1944.5 lm	16 W	80
	102-0643-70	LED-8/16W/2700K	2088.6 lm	16 W	70
	102-0644	LED-8/16W/3000K	2088.6 lm	16 W	80
	102-0644-70	LED-8/16W/3000K	2376.7 lm	16 W	70
	102-0645	LED-8/16W/4000K	2232.6 lm	16 W	80
	102-0645-70	LED-8/16W/4000K	2520.7 lm	16 W	70
	102-0739	LED-8/24W/2700K	2700.7 lm	24 W	80
102-0739-70	LED-8/24W/2700K	2916.8 lm	24 W	70	
102-0740	LED-8/24W/3000K	2916.8 lm	24 W	80	
102-0740-70	LED-8/24W/3000K	3312.9 lm	24 W	70	
102-0741	LED-8/24W/4000K	3096.8 lm	24 W	80	
102-0741-70	LED-8/24W/4000K	3529 lm	24 W	70	
102-0498	LED-16/16W/2200K	2088.6 lm	16 W	70	
102-0499	LED-16/16W/2700K	2088.6 lm	16 W	80	
102-0499-70	LED-16/16W/2700K	2232.6 lm	16 W	70	

Lichtverteilung	Artikelnummer	Lichtquelle	Bemessungslichtstrom	Bemessungsleistung	CRI
	102-0500	LED-16/16W/3000K	2232.6 lm	16 W	80
	102-0500-70	LED-16/16W/3000K	2592.7 lm	16 W	70
	102-0501	LED-16/16W/4000K	2448.7 lm	16 W	80
	102-0501-70	LED-16/16W/4000K	2736.7 lm	16 W	70
	102-0594	LED-16/24W/2200K	2880.8 lm	24 W	70
	102-0595	LED-16/24W/2700K	2880.8 lm	24 W	80
	102-0595-70	LED-16/24W/2700K	3096.8 lm	24 W	70
	102-0596	LED-16/24W/3000K	3096.8 lm	24 W	80
	102-0596-70	LED-16/24W/3000K	3529 lm	24 W	70
	102-0597	LED-16/24W/4000K	3312.9 lm	24 W	80
	102-0597-70	LED-16/24W/4000K	3745 lm	24 W	70
	102-0690	LED-16/32W/2200K	3889.1 lm	32 W	70
	102-0691	LED-16/32W/2700K	3889.1 lm	32 W	80
	102-0691-70	LED-16/32W/2700K	4177.1 lm	32 W	70
	102-0692	LED-16/32W/3000K	4177.1 lm	32 W	80
	102-0692-70	LED-16/32W/3000K	4753.3 lm	32 W	70
	102-0693	LED-16/32W/4000K	4465.2 lm	32 W	80
	102-0693-70	LED-16/32W/4000K	5041.4 lm	32 W	70
	102-0786	LED-16/48W/2200K	5401.5 lm	48 W	70
	102-0787	LED-16/48W/2700K	5401.5 lm	48 W	80
	102-0787-70	LED-16/48W/2700K	5833.6 lm	48 W	70
	102-0788	LED-16/48W/3000K	5833.6 lm	48 W	80
	102-0788-70	LED-16/48W/3000K	6625.8 lm	48 W	70
	102-0789	LED-16/48W/4000K	6193.7 lm	48 W	80
	102-0789-70	LED-16/48W/4000K	7057.9 lm	48 W	70
	102-0438	LED-8/8W/2200K	1020.2 lm	8 W	70
	102-0439	LED-8/8W/2700K	1020.2 lm	8 W	80
	102-0439-70	LED-8/8W/2700K	1090.5 lm	8 W	70
	102-0440	LED-8/8W/3000K	1090.5 lm	8 W	80
	102-0440-70	LED-8/8W/3000K	1266.4 lm	8 W	70
	102-0441	LED-8/8W/4000K	1196.1 lm	8 W	80
	102-0441-70	LED-8/8W/4000K	1336.8 lm	8 W	70
	102-0534	LED-8/12W/2200K	1407.1 lm	12 W	70
	102-0535	LED-8/12W/2700K	1407.1 lm	12 W	80
	102-0535-70	LED-8/12W/2700K	1512.7 lm	12 W	70
	102-0536	LED-8/12W/3000K	1512.7 lm	12 W	80



[P65] asymmetrisch seitlich,
engstrahlend

Lichtverteilung	Artikelnummer	Lichtquelle	Bemessungslichtstrom	Bemessungsleistung	CRI
	102-0536-70	LED-8/12W/3000K	1723.7 lm	12 W	70
	102-0537	LED-8/12W/4000K	1618.2 lm	12 W	80
	102-0537-70	LED-8/12W/4000K	1829.3 lm	12 W	70
	102-0630	LED-8/16W/2200K	1767.1 lm	16 W	70
	102-0631	LED-8/16W/2700K	1767.1 lm	16 W	80
	102-0631-70	LED-8/16W/2700K	1898 lm	16 W	70
	102-0632	LED-8/16W/3000K	1898 lm	16 W	80
	102-0632-70	LED-8/16W/3000K	2159.8 lm	16 W	70
	102-0633	LED-8/16W/4000K	2028.9 lm	16 W	80
	102-0633-70	LED-8/16W/4000K	2290.7 lm	16 W	70
	102-0726	LED-8/24W/2200K	2454.3 lm	24 W	70
	102-0727	LED-8/24W/2700K	2454.3 lm	24 W	80
	102-0727-70	LED-8/24W/2700K	2650.7 lm	24 W	70
	102-0728	LED-8/24W/3000K	2650.7 lm	24 W	80
	102-0728-70	LED-8/24W/3000K	3010.7 lm	24 W	70
	102-0729	LED-8/24W/4000K	2814.3 lm	24 W	80
	102-0729-70	LED-8/24W/4000K	3207 lm	24 W	70
	102-0486	LED-16/16W/2200K	1945.9 lm	16 W	70
	102-0487	LED-16/16W/2700K	1945.9 lm	16 W	80
	102-0487-70	LED-16/16W/2700K	2080.1 lm	16 W	70
	102-0488	LED-16/16W/3000K	2080.1 lm	16 W	80
	102-0488-70	LED-16/16W/3000K	2415.6 lm	16 W	70
	102-0489	LED-16/16W/4000K	2281.4 lm	16 W	80
	102-0489-70	LED-16/16W/4000K	2549.8 lm	16 W	70
	102-0582	LED-16/24W/2200K	2684 lm	24 W	70
	102-0583	LED-16/24W/2700K	2684 lm	24 W	80
	102-0583-70	LED-16/24W/2700K	2885.3 lm	24 W	70
	102-0584	LED-16/24W/3000K	2885.3 lm	24 W	80
	102-0584-70	LED-16/24W/3000K	3287.9 lm	24 W	70
	102-0585	LED-16/24W/4000K	3086.6 lm	24 W	80
	102-0585-70	LED-16/24W/4000K	3489.2 lm	24 W	70
	102-0678	LED-16/32W/2200K	3370.7 lm	32 W	70
	102-0679	LED-16/32W/2700K	3370.7 lm	32 W	80
	102-0679-70	LED-16/32W/2700K	3620.3 lm	32 W	70
	102-0680	LED-16/32W/3000K	3620.3 lm	32 W	80
	102-0680-70	LED-16/32W/3000K	4119.7 lm	32 W	70

Lichtverteilung	Artikelnummer	Lichtquelle	Bemessungslichtstrom	Bemessungsleistung	CRI
	102-0681	LED-16/32W/4000K	3870 lm	32 W	80
	102-0681-70	LED-16/32W/4000K	4369.4 lm	32 W	70
	102-0774	LED-16/48W/2200K	4681.5 lm	48 W	70
	102-0775	LED-16/48W/2700K	4681.5 lm	48 W	80
	102-0775-70	LED-16/48W/2700K	5056 lm	48 W	70
	102-0776	LED-16/48W/3000K	5056 lm	48 W	80
	102-0776-70	LED-16/48W/3000K	5742.6 lm	48 W	70
	102-0777	LED-16/48W/4000K	5368.1 lm	48 W	80
	102-0777-70	LED-16/48W/4000K	6117.1 lm	48 W	70
	102-0446	LED-8/8W/2200K	930.6 lm	8 W	70
	102-0447	LED-8/8W/2700K	930.6 lm	8 W	80
	102-0447-70	LED-8/8W/2700K	994.8 lm	8 W	70
	102-0448	LED-8/8W/3000K	994.8 lm	8 W	80
	102-0448-70	LED-8/8W/3000K	1155.2 lm	8 W	70
	102-0449	LED-8/8W/4000K	1091.1 lm	8 W	80
	102-0449-70	LED-8/8W/4000K	1219.4 lm	8 W	70
	102-0542	LED-8/12W/2200K	1283.6 lm	12 W	70
	102-0543	LED-8/12W/2700K	1283.6 lm	12 W	80
	102-0543-70	LED-8/12W/2700K	1379.9 lm	12 W	70
	102-0544	LED-8/12W/3000K	1379.9 lm	12 W	80
	102-0544-70	LED-8/12W/3000K	1572.4 lm	12 W	70
	102-0545	LED-8/12W/4000K	1476.1 lm	12 W	80
	102-0545-70	LED-8/12W/4000K	1668.7 lm	12 W	70
	102-0638	LED-8/16W/2200K	1650.4 lm	16 W	70
	102-0639	LED-8/16W/2700K	1650.4 lm	16 W	80
	102-0639-70	LED-8/16W/2700K	1772.6 lm	16 W	70
	102-0640	LED-8/16W/3000K	1772.6 lm	16 W	80
	102-0640-70	LED-8/16W/3000K	2017.1 lm	16 W	70
	102-0641	LED-8/16W/4000K	1894.9 lm	16 W	80
	102-0641-70	LED-8/16W/4000K	2139.4 lm	16 W	70
	102-0734	LED-8/24W/2200K	2292.2 lm	24 W	70
	102-0735	LED-8/24W/2700K	2292.2 lm	24 W	80
	102-0735-70	LED-8/24W/2700K	2475.6 lm	24 W	70
	102-0736	LED-8/24W/3000K	2475.6 lm	24 W	80
	102-0736-70	LED-8/24W/3000K	2811.8 lm	24 W	70
	102-0737	LED-8/24W/4000K	2628.4 lm	24 W	80



[Q66] quadratisch

Lichtverteilung	Artikelnummer	Lichtquelle	Bemessungslichtstrom	Bemessungsleistung	CRI
	102-0737-70	LED-8/24W/4000K	2995.2 lm	24 W	70
	102-0494	LED-16/16W/2200K	1747.8 lm	16 W	70
	102-0495	LED-16/16W/2700K	1747.8 lm	16 W	80
	102-0495-70	LED-16/16W/2700K	1868.3 lm	16 W	70
	102-0496	LED-16/16W/3000K	1868.3 lm	16 W	80
	102-0496-70	LED-16/16W/3000K	2169.7 lm	16 W	70
	102-0497	LED-16/16W/4000K	2049.1 lm	16 W	80
	102-0497-70	LED-16/16W/4000K	2290.2 lm	16 W	70
	102-0590	LED-16/24W/2200K	2410.8 lm	24 W	70
	102-0591	LED-16/24W/2700K	2410.8 lm	24 W	80
	102-0591-70	LED-16/24W/2700K	2591.6 lm	24 W	70
	102-0592	LED-16/24W/3000K	2591.6 lm	24 W	80
	102-0592-70	LED-16/24W/3000K	2953.2 lm	24 W	70
	102-0593	LED-16/24W/4000K	2772.4 lm	24 W	80
	102-0593-70	LED-16/24W/4000K	3134 lm	24 W	70
	102-0686	LED-16/32W/2200K	3099.6 lm	32 W	70
	102-0687	LED-16/32W/2700K	3099.6 lm	32 W	80
	102-0687-70	LED-16/32W/2700K	3329.2 lm	32 W	70
	102-0688	LED-16/32W/3000K	3329.2 lm	32 W	80
	102-0688-70	LED-16/32W/3000K	3788.4 lm	32 W	70
	102-0689	LED-16/32W/4000K	3558.8 lm	32 W	80
	102-0689-70	LED-16/32W/4000K	4018 lm	32 W	70
	102-0782	LED-16/48W/2200K	4305 lm	48 W	70
	102-0783	LED-16/48W/2700K	4305 lm	48 W	80
	102-0783-70	LED-16/48W/2700K	4649.4 lm	48 W	70
	102-0784	LED-16/48W/3000K	4649.4 lm	48 W	80
	102-0784-70	LED-16/48W/3000K	5280.8 lm	48 W	70
	102-0785	LED-16/48W/4000K	4936.4 lm	48 W	80
	102-0785-70	LED-16/48W/4000K	5625.2 lm	48 W	70
	102-0434	LED-8/8W/2200K	926.2 lm	8 W	70
	102-0435	LED-8/8W/2700K	926.2 lm	8 W	80
	102-0435-70	LED-8/8W/2700K	990.1 lm	8 W	70
	102-0436	LED-8/8W/3000K	990.1 lm	8 W	80
	102-0436-70	LED-8/8W/3000K	1149.8 lm	8 W	70
	102-0437	LED-8/8W/4000K	1085.9 lm	8 W	80
	102-0437-70	LED-8/8W/4000K	1213.7 lm	8 W	70



[R60] rechteckig, vorwärts gerichtet

Lichtverteilung	Artikelnummer	Lichtquelle	Bemessungslichtstrom	Bemessungsleistung	CRI
	102-0530	LED-8/12W/2200K	1277.5 lm	12 W	70
	102-0531	LED-8/12W/2700K	1277.5 lm	12 W	80
	102-0531-70	LED-8/12W/2700K	1373.3 lm	12 W	70
	102-0532	LED-8/12W/3000K	1373.3 lm	12 W	80
	102-0532-70	LED-8/12W/3000K	1565 lm	12 W	70
	102-0533	LED-8/12W/4000K	1469.2 lm	12 W	80
	102-0533-70	LED-8/12W/4000K	1660.8 lm	12 W	70
	102-0626	LED-8/16W/2200K	1642.6 lm	16 W	70
	102-0627	LED-8/16W/2700K	1642.6 lm	16 W	80
	102-0627-70	LED-8/16W/2700K	1764.2 lm	16 W	70
	102-0628	LED-8/16W/3000K	1764.2 lm	16 W	80
	102-0628-70	LED-8/16W/3000K	2007.6 lm	16 W	70
	102-0629	LED-8/16W/4000K	1885.9 lm	16 W	80
	102-0629-70	LED-8/16W/4000K	2129.3 lm	16 W	70
	102-0722	LED-8/24W/2200K	2281.3 lm	24 W	70
	102-0723	LED-8/24W/2700K	2281.3 lm	24 W	80
	102-0723-70	LED-8/24W/2700K	2463.9 lm	24 W	70
	102-0724	LED-8/24W/3000K	2463.9 lm	24 W	80
	102-0724-70	LED-8/24W/3000K	2798.5 lm	24 W	70
	102-0725	LED-8/24W/4000K	2615.9 lm	24 W	80
	102-0725-70	LED-8/24W/4000K	2981 lm	24 W	70
	102-0482	LED-16/16W/2200K	1765.6 lm	16 W	70
	102-0483	LED-16/16W/2700K	1765.6 lm	16 W	80
	102-0483-70	LED-16/16W/2700K	1887.3 lm	16 W	70
	102-0484	LED-16/16W/3000K	1887.3 lm	16 W	80
	102-0484-70	LED-16/16W/3000K	2191.7 lm	16 W	70
	102-0485	LED-16/16W/4000K	2070 lm	16 W	80
	102-0485-70	LED-16/16W/4000K	2313.5 lm	16 W	70
	102-0578	LED-16/24W/2200K	2435.3 lm	24 W	70
	102-0579	LED-16/24W/2700K	2435.3 lm	24 W	80
	102-0579-70	LED-16/24W/2700K	2617.9 lm	24 W	70
	102-0580	LED-16/24W/3000K	2617.9 lm	24 W	80
	102-0580-70	LED-16/24W/3000K	2983.2 lm	24 W	70
	102-0581	LED-16/24W/4000K	2800.5 lm	24 W	80
	102-0581-70	LED-16/24W/4000K	3165.8 lm	24 W	70
	102-0674	LED-16/32W/2200K	3131.1 lm	32 W	70

Lichtverteilung	Artikelnummer	Lichtquelle	Bemessungslichtstrom	Bemessungsleistung	CRI
	102-0675	LED-16/32W/2700K	3131.1 lm	32 W	80
	102-0675-70	LED-16/32W/2700K	3363.1 lm	32 W	70
	102-0676	LED-16/32W/3000K	3363.1 lm	32 W	80
	102-0676-70	LED-16/32W/3000K	3826.9 lm	32 W	70
	102-0677	LED-16/32W/4000K	3595 lm	32 W	80
	102-0677-70	LED-16/32W/4000K	4058.9 lm	32 W	70
	102-0770	LED-16/48W/2200K	4348.8 lm	48 W	70
	102-0771	LED-16/48W/2700K	4348.8 lm	48 W	80
	102-0771-70	LED-16/48W/2700K	4696.7 lm	48 W	70
	102-0772	LED-16/48W/3000K	4696.7 lm	48 W	80
	102-0772-70	LED-16/48W/3000K	5334.5 lm	48 W	70
	102-0773	LED-16/48W/4000K	4986.6 lm	48 W	80
	102-0773-70	LED-16/48W/4000K	5682.4 lm	48 W	70
	102-0422	LED-8/8W/2200K	1037.7 lm	8 W	70
	102-0423	LED-8/8W/2700K	1037.7 lm	8 W	80
	102-0423-70	LED-8/8W/2700K	1109.3 lm	8 W	70
	102-0424	LED-8/8W/3000K	1109.3 lm	8 W	80
	102-0424-70	LED-8/8W/3000K	1288.2 lm	8 W	70
	102-0425	LED-8/8W/4000K	1216.6 lm	8 W	80
	102-0425-70	LED-8/8W/4000K	1359.8 lm	8 W	70
	102-0518	LED-8/12W/2200K	1431.3 lm	12 W	70
	102-0519	LED-8/12W/2700K	1431.3 lm	12 W	80
	102-0519-70	LED-8/12W/2700K	1538.7 lm	12 W	70
	102-0520	LED-8/12W/3000K	1538.7 lm	12 W	80
	102-0520-70	LED-8/12W/3000K	1753.4 lm	12 W	70
	102-0521	LED-8/12W/4000K	1646 lm	12 W	80
	102-0521-70	LED-8/12W/4000K	1860.7 lm	12 W	70
	102-0614	LED-8/16W/2200K	1840.3 lm	16 W	70
	102-0615	LED-8/16W/2700K	1840.3 lm	16 W	80
	102-0615-70	LED-8/16W/2700K	1976.6 lm	16 W	70
	102-0616	LED-8/16W/3000K	1976.6 lm	16 W	80
	102-0616-70	LED-8/16W/3000K	2249.3 lm	16 W	70
	102-0617	LED-8/16W/4000K	2113 lm	16 W	80
	102-0710	LED-8/24W/2200K	2556 lm	24 W	70
	102-0711	LED-8/24W/2700K	2556 lm	24 W	80
	102-0711-70	LED-8/24W/2700K	2760.5 lm	24 W	70



[S60] asymmetrisch seitlich

Lichtverteilung	Artikelnummer	Lichtquelle	Bemessungslichtstrom	Bemessungsleistung	CRI
	102-0712	LED-8/24W/3000K	2760.5 lm	24 W	80
	102-0712-70	LED-8/24W/3000K	3135.4 lm	24 W	70
	102-0713	LED-8/24W/4000K	2930.9 lm	24 W	80
	102-0713-70	LED-8/24W/4000K	3339.8 lm	24 W	70
	102-0470	LED-16/16W/2200K	2009.4 lm	16 W	70
	102-0471	LED-16/16W/2700K	2009.4 lm	16 W	80
	102-0471-70	LED-16/16W/2700K	2147.9 lm	16 W	70
	102-0472	LED-16/16W/3000K	2147.9 lm	16 W	80
	102-0472-70	LED-16/16W/3000K	2494.4 lm	16 W	70
	102-0473	LED-16/16W/4000K	2355.8 lm	16 W	80
	102-0473-70	LED-16/16W/4000K	2633 lm	16 W	70
	102-0566	LED-16/24W/2200K	2771.5 lm	24 W	70
	102-0567	LED-16/24W/2700K	2771.5 lm	24 W	80
	102-0567-70	LED-16/24W/2700K	2979.4 lm	24 W	70
	102-0568	LED-16/24W/3000K	2979.4 lm	24 W	80
	102-0568-70	LED-16/24W/3000K	3395.1 lm	24 W	70
	102-0569	LED-16/24W/4000K	3187.3 lm	24 W	80
	102-0569-70	LED-16/24W/4000K	3603 lm	24 W	70
	102-0662	LED-16/32W/2200K	3597.7 lm	32 W	70
	102-0663	LED-16/32W/2700K	3597.7 lm	32 W	80
	102-0663-70	LED-16/32W/2700K	3864.2 lm	32 W	70
	102-0664	LED-16/32W/3000K	3864.2 lm	32 W	80
	102-0664-70	LED-16/32W/3000K	4397.2 lm	32 W	70
	102-0665	LED-16/32W/4000K	4130.7 lm	32 W	80
	102-0665-70	LED-16/32W/4000K	4663.7 lm	32 W	70
	102-0758	LED-16/48W/2200K	4996.8 lm	48 W	70
	102-0759	LED-16/48W/2700K	4996.8 lm	48 W	80
	102-0759-70	LED-16/48W/2700K	5396.6 lm	48 W	70
	102-0760	LED-16/48W/3000K	5396.6 lm	48 W	80
	102-0760-70	LED-16/48W/3000K	6129.4 lm	48 W	70
	102-0761	LED-16/48W/4000K	5729.7 lm	48 W	80
	102-0761-70	LED-16/48W/4000K	6529.2 lm	48 W	70
	102-0426	LED-8/8W/2200K	1078.9 lm	8 W	70
	102-0427	LED-8/8W/2700K	1078.9 lm	8 W	80
	102-0427-70	LED-8/8W/2700K	1153.3 lm	8 W	70
	102-0428	LED-8/8W/3000K	1153.3 lm	8 W	80



Lichtverteilung	Artikelnummer	Lichtquelle	Bemessungslichtstrom	Bemessungsleistung	CRI
[S65] asymmetrisch seitlich	102-0428-70	LED-8/8W/3000K	1339.4 lm	8 W	70
	102-0429	LED-8/8W/4000K	1265 lm	8 W	80
	102-0429-70	LED-8/8W/4000K	1413.8 lm	8 W	70
	102-0522	LED-8/12W/2200K	1488.2 lm	12 W	70
	102-0523	LED-8/12W/2700K	1488.2 lm	12 W	80
	102-0523-70	LED-8/12W/2700K	1599.8 lm	12 W	70
	102-0524	LED-8/12W/3000K	1599.8 lm	12 W	80
	102-0524-70	LED-8/12W/3000K	1823 lm	12 W	70
	102-0525	LED-8/12W/4000K	1711.4 lm	12 W	80
	102-0525-70	LED-8/12W/4000K	1934.6 lm	12 W	70
	102-0618	LED-8/16W/2200K	1913.4 lm	16 W	70
	102-0619	LED-8/16W/2700K	1913.4 lm	16 W	80
	102-0619-70	LED-8/16W/2700K	2055.2 lm	16 W	70
	102-0620	LED-8/16W/3000K	2055.2 lm	16 W	80
	102-0620-70	LED-8/16W/3000K	2338.6 lm	16 W	70
	102-0621	LED-8/16W/4000K	2196.9 lm	16 W	80
	102-0621-70	LED-8/16W/4000K	2480.4 lm	16 W	70
	102-0714	LED-8/24W/2200K	2657.5 lm	24 W	70
	102-0715	LED-8/24W/2700K	2657.5 lm	24 W	80
	102-0715-70	LED-8/24W/2700K	2870.1 lm	24 W	70
	102-0716	LED-8/24W/3000K	2870.1 lm	24 W	80
	102-0716-70	LED-8/24W/3000K	3259.9 lm	24 W	70
	102-0717	LED-8/24W/4000K	3047.3 lm	24 W	80
	102-0717-70	LED-8/24W/4000K	3472.5 lm	24 W	70
	102-0474	LED-16/16W/2200K	2051.3 lm	16 W	70
	102-0475	LED-16/16W/2700K	2051.3 lm	16 W	80
	102-0475-70	LED-16/16W/2700K	2192.8 lm	16 W	70
	102-0476	LED-16/16W/3000K	2192.8 lm	16 W	80
	102-0476-70	LED-16/16W/3000K	2546.5 lm	16 W	70
	102-0477	LED-16/16W/4000K	2405 lm	16 W	80
	102-0477-70	LED-16/16W/4000K	2687.9 lm	16 W	70
	102-0570	LED-16/24W/2200K	2829.4 lm	24 W	70
	102-0571	LED-16/24W/2700K	2829.4 lm	24 W	80
	102-0571-70	LED-16/24W/2700K	3041.6 lm	24 W	70
	102-0572	LED-16/24W/3000K	3041.6 lm	24 W	80
	102-0572-70	LED-16/24W/3000K	3466 lm	24 W	70

Lichtverteilung	Artikelnummer	Lichtquelle	Bemessungslichtstrom	Bemessungsleistung	CRI
	102-0573	LED-16/24W/4000K	3253.8 lm	24 W	80
	102-0573-70	LED-16/24W/4000K	3678.2 lm	24 W	70
	102-0666	LED-16/32W/2200K	3637.9 lm	32 W	70
	102-0667-70	LED-16/32W/2700K	3907.4 lm	32 W	70
	102-0667	LED-16/32W/2700K	3637.9 lm	32 W	80
	102-0668	LED-16/32W/3000K	3907.4 lm	32 W	80
	102-0668-70	LED-16/32W/3000K	4446.3 lm	32 W	70
	102-0669	LED-16/32W/4000K	4176.8 lm	32 W	80
	102-0669-70	LED-16/32W/4000K	4715.8 lm	32 W	70
	102-0762	LED-16/48W/2200K	5052.6 lm	48 W	70
	102-0763	LED-16/48W/2700K	5052.6 lm	48 W	80
	102-0763-70	LED-16/48W/2700K	5456.8 lm	48 W	70
	102-0764	LED-16/48W/3000K	5456.8 lm	48 W	80
	102-0764-70	LED-16/48W/3000K	6197.9 lm	48 W	70
	102-0765	LED-16/48W/4000K	5793.7 lm	48 W	80
	102-0765-70	LED-16/48W/4000K	6602.1 lm	48 W	70
	102-0430	LED-8/8W/2200K	989.9 lm	8 W	70
	102-0431	LED-8/8W/2700K	989.9 lm	8 W	80
	102-0431-70	LED-8/8W/2700K	1058.1 lm	8 W	70
	102-0432	LED-8/8W/3000K	1058.1 lm	8 W	80
	102-0432-70	LED-8/8W/3000K	1228.8 lm	8 W	70
	102-0433	LED-8/8W/4000K	1160.5 lm	8 W	80
	102-0433-70	LED-8/8W/4000K	1297 lm	8 W	70
	102-0526	LED-8/12W/2200K	1365.3 lm	12 W	70
	102-0527-70	LED-8/12W/2700K	1467.7 lm	12 W	70
	102-0527	LED-8/12W/2700K	1365.3 lm	12 W	80
	102-0528	LED-8/12W/3000K	1467.7 lm	12 W	80
	102-0528-70	LED-8/12W/3000K	1672.5 lm	12 W	70
	102-0529	LED-8/12W/4000K	1570.1 lm	12 W	80
	102-0529-70	LED-8/12W/4000K	1774.9 lm	12 W	70
	102-0622	LED-8/16W/2200K	1755.4 lm	16 W	70
	102-0623	LED-8/16W/2700K	1755.4 lm	16 W	80
	102-0623-70	LED-8/16W/2700K	1885.5 lm	16 W	70
	102-0624	LED-8/16W/3000K	1885.5 lm	16 W	80
	102-0624-70	LED-8/16W/3000K	2145.5 lm	16 W	70
	102-0625	LED-8/16W/4000K	2015.5 lm	16 W	80



[S70] asymmetrisch seitlich

Lichtverteilung	Artikelnummer	Lichtquelle	Bemessungslichtstrom	Bemessungsleistung	CRI
	102-0625-70	LED-8/16W/4000K	2275.6 lm	16 W	70
	102-0718	LED-8/24W/2200K	2438.1 lm	24 W	70
	102-0719	LED-8/24W/2700K	2438.1 lm	24 W	80
	102-0719-70	LED-8/24W/2700K	2633.2 lm	24 W	70
	102-0720	LED-8/24W/3000K	2633.2 lm	24 W	80
	102-0720-70	LED-8/24W/3000K	2990.8 lm	24 W	70
	102-0721	LED-8/24W/4000K	2795.7 lm	24 W	80
	102-0721-70	LED-8/24W/4000K	3185.8 lm	24 W	70
	102-0478	LED-16/16W/2200K	1894.2 lm	16 W	70
	102-0479	LED-16/16W/2700K	1894.2 lm	16 W	80
	102-0479-70	LED-16/16W/2700K	2024.9 lm	16 W	70
	102-0480	LED-16/16W/3000K	2024.9 lm	16 W	80
	102-0480-70	LED-16/16W/3000K	2351.4 lm	16 W	70
	102-0481	LED-16/16W/4000K	2220.8 lm	16 W	80
	102-0481-70	LED-16/16W/4000K	2482.1 lm	16 W	70
	102-0574	LED-16/24W/2200K	2612.7 lm	24 W	70
	102-0575	LED-16/24W/2700K	2612.7 lm	24 W	80
	102-0575-70	LED-16/24W/2700K	2808.7 lm	24 W	70
	102-0576	LED-16/24W/3000K	2808.7 lm	24 W	80
	102-0576-70	LED-16/24W/3000K	3200.6 lm	24 W	70
	102-0577	LED-16/24W/4000K	3004.6 lm	24 W	80
	102-0577-70	LED-16/24W/4000K	3396.5 lm	24 W	70
	102-0670	LED-16/32W/2200K	3359.3 lm	32 W	70
	102-0671	LED-16/32W/2700K	3359.3 lm	32 W	80
	102-0671-70	LED-16/32W/2700K	3608.1 lm	32 W	70
	102-0672	LED-16/32W/3000K	3608.1 lm	32 W	80
	102-0672-70	LED-16/32W/3000K	4105.8 lm	32 W	70
	102-0673	LED-16/32W/4000K	3857 lm	32 W	80
	102-0673-70	LED-16/32W/4000K	4354.6 lm	32 W	70
	102-0766	LED-16/48W/2200K	4665.7 lm	48 W	70
	102-0767	LED-16/48W/2700K	4665.7 lm	48 W	80
	102-0767-70	LED-16/48W/2700K	5038.9 lm	48 W	70
	102-0768	LED-16/48W/3000K	5038.9 lm	48 W	80
	102-0768-70	LED-16/48W/3000K	5723.2 lm	48 W	70
	102-0769	LED-16/48W/4000K	5350 lm	48 W	80
	102-0769-70	LED-16/48W/4000K	6096.5 lm	48 W	70