

Description

R2S. IP66, Class III. IK08. Marine-grade, die-cast aluminium alloy. 5CE superior corrosion protection including PCS hardware. CCG® Controlled Compression Gasket. Non-reflective flat safety glass cover, hinged. Integral LED driver, PWM interface (DALI, analogue dimming interface on request). The luminaire only has one input for the 24V DC supply voltage. Controls or sensors are not included and must be ordered separately depending on the solar system selected. CAD-optimised optics for superior illumination and glare control. OLC® One LED Concept. Factory installed LED circuit board (Zhaga Book 15 compliant). The luminaire is factory-sealed and does not need to be opened during installation. Can be used as post top or side entry version. Specification at time of order is recommended.

Spigot \varnothing 76 x 100 mm. Spigot \varnothing 60 x 100 mm or 42 x 100 mm option available. Must be indicated during order placement.

Contact WE-EF direct or your local WE-EF sales representative for an individual solution designed to precisely meet your needs.

Photometric files (IES, LDT) for light distributions [S70] [R60] [A61] [P66] with Backlight Shield on request.

*** IMPORTANT: Solar Panel not included (Third party supply) ***

Specifications

Material description




Colours	RAL9004	RAL9006	RAL9007	RAL7016
	Signal black	White aluminium	Grey aluminium	Anthracite grey
	RAL9016			
	Traffic white			
Ingress protection	IP66			
Impact resistance	IK08			

Electrical description

Power supply	24V DC (0 HZ) battery voltage
Energy efficiency	C-D (Light source)

Additional information

Lifetime	Ta=25° L90B10 > 90000h
----------	------------------------

Options**Light distribution** [S70] asymmetric, side throw [R60] rectangular, side throw [A60] asymmetric, forward throw [P65] pedestrian/bicycle lane**Colour temperature** 2700K

A

 PCA 3000K





24W3K

Nominal Watt

24 W

36 W

Configurations

Light distribution	Part ID	Light source	Rated lumens	Rated input power	CRI
 <p>[A60] asymmetric, forward throw</p>	102-0832	LED-24/24W/2700K	3189.7 lm	24 W	80
	102-0992	LED-24/24W/3000K	3409.7 lm	24 W	80
	102-0836	LED-24/24W/A	1429.9 lm	24 W	70
	102-0840	LED-24/24W/PCA	2859.7 lm	24 W	60
	102-0844	LED-24/36W/2700K	4092.6 lm	36 W	80
	102-0996	LED-24/36W/3000K	4399.5 lm	36 W	80
	102-0848	LED-24/36W/A	1841.7 lm	36 W	70
	102-0852	LED-24/36W/PCA	3683.3 lm	36 W	60
 <p>[P65] pedestrian/bicycle lane</p>	102-0993	LED-2/24W/24W3K	3177.4 lm	24 W	80
	102-0833	LED-24/24W/2700K	3195.4 lm	24 W	80
	102-0837	LED-24/24W/A	1432.4 lm	24 W	70
	102-0841	LED-24/24W/PCA	2864.8 lm	24 W	60
	102-0997	LED-24/36W/3000K	4407.4 lm	36 W	80
	102-0849	LED-24/36W/A	1845 lm	36 W	70
	102-0853	LED-24/36W/PCA	3689.9 lm	36 W	60
	102-0831	LED-24/24W/2700K	3005.7 lm	24 W	80
 <p>[R60] rectangular, side throw</p>	102-0991	LED-24/24W/3000K	3213 lm	24 W	80
	102-0835	LED-24/24W/A	1347.4 lm	24 W	70
	102-0839	LED-24/24W/PCA	2694.8 lm	24 W	60
	102-0843	LED-24/36W/2700K	4375.7 lm	36 W	80
	102-0995	LED-24/36W/3000K	4703.9 lm	36 W	80
	102-0847	LED-24/36W/A	1969.1 lm	36 W	70
	102-0851	LED-24/36W/PCA	3938.1 lm	36 W	60
	102-0830	LED-24/24W/2700K	3229.6 lm	24 W	80
 <p>[S70] asymmetric, side throw</p>	102-0990	LED-24/24W/3000K	3452.3 lm	24 W	80
	102-0834	LED-24/24W/A	1447.8 lm	24 W	70
	102-0838	LED-24/24W/PCA	2895.5 lm	24 W	60
	102-0842	LED-24/36W/2700K	4242.6 lm	36 W	80
	102-0994	LED-24/36W/3000K	4560.8 lm	36 W	80
	102-0846	LED-24/36W/A	1909.2 lm	36 W	70
	102-0850	LED-24/36W/PCA	3818.4 lm	36 W	60