

### Description

Wild-Light. IP66, Class I or Class II. IK08. Marine-grade, die-cast aluminium alloy. 5CE superior corrosion protection including PCS hardware. CCG® Controlled Compression Gasket. Non-reflective flat safety glass cover, hinged. Integral EC electronic converter in thermally separated compartment. CAD-optimised optics for superior illumination and glare control. OLC® One LED Concept. Factory installed LED circuit board. Wild-Light with Advanced or Motion available on request, must be specified at time of ordering. For further details and available variants see below under additional information - Wild-Light Presentation. The luminaire is factory-sealed and does not need to be opened during installation. Can be used as post top or side entry version. Specification at time of order is recommended.

Spigot Ø 76 x 100 mm. Spigot Ø 60 x 100 mm or 42 x 100 mm optional available. Must be indicated during order placement.

Contact WE-EF direct or your local WE-EF sales representative for an individual solution designed to precisely meet your needs.

### IMPORTANT

Photometric data legend (for ies-data):

---

Part ID (channel I+II - both colour temperatures 1850K  
(PC Amber) + 2200K / 2200K + 3000K)  
Part ID\_1 (channel I - lower colour temperature 1850K  
(PC Amber) / 2200K only)  
Part ID\_2 (channel II - upper colour temperature 2200K /  
3000K only)

Photometric data legend (for ldt-data):

Part ID (channel I+II - both colour temperatures 1850K  
(PC Amber) + 2200K / 2200K + 3000K)  
Part ID (channel I - lower colour temperature 1850K (PC  
Amber) / 2200K only)  
Part ID (channel II - upper colour temperature 2200K /  
3000K only)

Photometric files (IES, LDT) for light distributions [S60]  
[S65] [S70] [R60] [P65] [Q66] [A60] with Backlight Shield  
on request.

## Specifications

### Material description

Colours	<b>RAL9004</b> Signal black	<b>RAL9006</b> White aluminium	<b>RAL9007</b> Grey aluminium
Ingress protection	IP66		
Impact resistance	IK08		
Corrosion resistance	5CE+Primer		

### Electrical description

Power supply	220-240V / 50-60 Hz
Surge protection	In-pole surge protection SP10 device supplied. Please refer to WE-EF installation instructions for details. Use suffix +A for Integral surge protection.
Energy efficiency	F-G (Light source)

### Additional information

Lifetime	Ta=40° L90B10 > 90000h
----------	------------------------

**Options**

**Light distribution**

**Colour temperature**

**Nominal Watt**



[S60] asymmetric, side throw



[A60] asymmetric, forward throw



[S65] asymmetric, side throw



[S70] asymmetric, side throw



[R60] rectangular, side throw



[P65] pedestrian/bicycle lane



[Q66] square distribution



[P45R] pedestrian crossing, right-hand traffic



[P45L] pedestrian crossing, left-hand traffic



[S66] asymmetric, side throw



[S71] asymmetric, side throw



[R61] rectangular, side throw



2200K



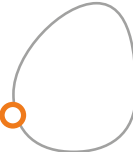




TA








PCA

8 W

## Configurations

Light distribution	Part ID	Light source	Rated lumens	Rated input power	CRI
 <p>[A60] asymmetric, forward throw</p>	102-0146	LED-8/8W/2200K-16/32W/3000K	4945.2 lm	8 W	70&80
	102-0403	LED-8/8W/PCA-16/32W/3000K	4877 lm	8 W	60&80
	102-0147	LED-8/8W/TA-16/32W/2200K	4126.7 lm	8 W	Amber&70
 <p>[P45L] pedestrian crossing, left-hand traffic</p>	102-0152	LED-8/8W/2200K-16/32W/3000K	5221.4 lm	8 W	70&80
	102-0406	LED-8/8W/PCA-16/32W/3000K	5149.4 lm	8 W	60&80
	102-0153	LED-8/8W/TA-16/32W/2200K	4357.2 lm	8 W	Amber&70
 <p>[P45R] pedestrian crossing, right-hand traffic</p>	102-0150	LED-8/8W/2200K-16/32W/3000K	5221.4 lm	8 W	70&80
	102-0405	LED-8/8W/PCA-16/32W/3000K	5149.4 lm	8 W	60&80
	102-0151	LED-8/8W/TA-16/32W/2200K	4357.2 lm	8 W	Amber&70
 <p>[P65] pedestrian/bicycle lane</p>	102-0144	LED-8/8W/2200K-16/32W/3000K	4954.1 lm	8 W	70&80
	102-0402	LED-8/8W/PCA-16/32W/3000K	4885.7 lm	8 W	60&80
	102-0145	LED-8/8W/TA-16/32W/2200K	4134.1 lm	8 W	Amber&70
 <p>[Q66] square distribution</p>	102-0148	LED-8/8W/2200K-16/32W/3000K	4834.1 lm	8 W	70&80
	102-0404	LED-8/8W/PCA-16/32W/3000K	4767.4 lm	8 W	60&80
	102-0149	LED-8/8W/TA-16/32W/2200K	4033.9 lm	8 W	Amber&70
 <p>[R60] rectangular, side throw</p>	102-0142	LED-8/8W/2200K-16/32W/3000K	5287.3 lm	8 W	70&80
	102-0401	LED-8/8W/PCA-16/32W/3000K	5214.4 lm	8 W	60&80
	102-0143	LED-8/8W/TA-16/32W/2200K	4412.2 lm	8 W	Amber&70
 <p>[R61] rectangular, side throw</p>	102-0348	LED-8/8W/2200K-16/32W/3000K	4734.9 lm	8 W	70&80
	102-0409	LED-8/8W/PCA-16/32W/3000K	4506.3 lm	8 W	60&80
	102-0409	LED-8/8W/PCA-16/32W/3000K	4506.3 lm	8 W	60&80
	102-0136	LED-8/8W/2200K-16/32W/3000K	5221.4 lm	8 W	70&80

Light distribution	Part ID	Light source	Rated lumens	Rated input power	CRI
	102-0399	LED-8/8W/PCA-16/32W/3000K	5149.4 lm	8 W	60&80
	102-0137	LED-8/8W/TA-16/32W/2200K	4357.2 lm	8 W	Amber&70
[S60] asymmetric, side throw					
	102-0138	LED-8/8W/2200K-16/32W/3000K	5240.4 lm	8 W	70&80
	102-0400	LED-8/8W/PCA-16/32W/3000K	5168.1 lm	8 W	60&80
	102-0139	LED-8/8W/TA-16/32W/2200K	4373 lm	8 W	Amber&70
[S65] asymmetric, side throw					
	102-0344	LED-8/8W/2200K-16/32W/3000K	5205.8 lm	8 W	70&80
	102-0407	LED-8/8W/PCA-16/32W/3000K	5134 lm	8 W	60&80
	102-0345	LED-8/8W/TA-16/32W/2200K	4344.1 lm	8 W	Amber&70
[S66] asymmetric, side throw					
	102-0140	LED-8/8W/2200K-16/32W/3000K	5126.5 lm	8 W	70&80
	102-0307	LED-8/8W/PCA-16/32W/3000K	5055.8 lm	8 W	60&80
	102-0141	LED-8/8W/TA-16/32W/2200K	4278 lm	8 W	Amber&70
[S67] asymmetric, side throw					
	102-0346	LED-8/8W/2200K-16/32W/3000K	4716.2 lm	8 W	70&80
	102-0408	LED-8/8W/PCA-16/32W/3000K	4488.5 lm	8 W	60&80
	102-0347	LED-8/8W/TA-16/32W/2200K	3935.6 lm	8 W	Amber&70
[S70] asymmetric, side throw					
[S71] asymmetric, side throw					