

Description

Wild-Light. IP66, Class I or Class II. IK08. Marine-grade, die-cast aluminium alloy. 5CE superior corrosion protection including PCS hardware. CCG® Controlled Compression Gasket. Non-reflective flat safety glass cover, hinged. Integral EC electronic converter in thermally separated compartment. CAD-optimised optics for superior illumination and glare control. OLC® One LED Concept. Factory installed LED circuit board. Wild-Light with Advanced or Motion available on request, must be specified at time of ordering. For further details and available variants see below under additional information - Wild-Light Presentation. The luminaire is factory-sealed and does not need to be opened during installation. Can be used as post top or side entry version. Specification at time of order is recommended.

Spigot Ø 76 x 100 mm. Spigot Ø 60 x 100 mm or 42 x 100 mm optional available. Must be indicated during order placement.

Contact WE-EF direct or your local WE-EF sales representative for an individual solution designed to precisely meet your needs.

IMPORTANT

Photometric data legend (for ies-data):

Part ID (channel I+II - both colour temperatures 1850K
(True Amber) + 2200K / 2200K + 3000K)
Part ID_1 (channel I - lower colour temperature 1850K
(True Amber) / 2200K only)
Part ID_2 (channel II - upper colour temperature 2200K /
3000K only)

Photometric data legend (for ldt-data):

Part ID (channel I+II - both colour temperatures 1850K
(True Amber) + 2200K / 2200K + 3000K)
Part ID (channel I - lower colour temperature 1850K (True
Amber) / 2200K only)
Part ID (channel II - upper colour temperature 2200K /
3000K only)

Photometric files (IES, LDT) for light distributions [S60]
[S65] [S70] [R60] [P65] [Q66] [A60] with Backlight Shield
on request.

Specifications

Material description

Colours	RAL9004	RAL9006	RAL9007	RAL7016
	Signal black	White aluminium	Grey aluminium	Anthracite grey
	RAL9016			
	Traffic white			
Ingress protection	IP66			
Impact resistance	IK08			

Electrical description

Power supply	220-240V / 50-60 Hz
Energy efficiency	F-G (Light source)

Additional information













Lifetime	Ta=25° L90B10 > 90000h
----------	------------------------

Options

Light distribution

Colour temperature

Nominal Watt

-  [S60] asymmetric, side throw
-  [A60] asymmetric, forward throw
-  [S65] asymmetric, side throw
-  [S70] asymmetric, side throw
-  [R60] rectangular, side throw
-  [P65] pedestrian/bicycle lane
-  [Q66] square distribution
-  [P45R] pedestrian crossing, right-hand traffic
-  [P45L] pedestrian crossing, left-hand traffic
-  [S66] asymmetric, side throw
-  [S71] asymmetric, side throw
-  [R61] rectangular, side throw



2200K



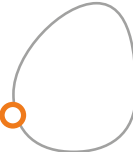




TA



PCA

8 W

Configurations

Light distribution	Part ID	Light source	Rated lumens	Rated input power	CRI
 <p>[A60] asymmetric, forward throw</p>	102-0146	LED-8/8W/2200K-16/32W/3000K	4945.2 lm	8 W	70&80
	102-0403	LED-8/8W/PCA-16/32W/3000K	4877 lm	8 W	60&80
	102-0147	LED-8/8W/TA-16/32W/2200K	4126.7 lm	8 W	Amber&70
 <p>[P45L] pedestrian crossing, left-hand traffic</p>	102-0152	LED-8/8W/2200K-16/32W/3000K	5221.4 lm	8 W	70&80
	102-0406	LED-8/8W/PCA-16/32W/3000K	5149.4 lm	8 W	60&80
	102-0153	LED-8/8W/TA-16/32W/2200K	4357.2 lm	8 W	Amber&70
 <p>[P45R] pedestrian crossing, right-hand traffic</p>	102-0150	LED-8/8W/2200K-16/32W/3000K	5221.4 lm	8 W	70&80
	102-0405	LED-8/8W/PCA-16/32W/3000K	5149.4 lm	8 W	60&80
	102-0151	LED-8/8W/TA-16/32W/2200K	4357.2 lm	8 W	Amber&70
 <p>[P65] pedestrian/bicycle lane</p>	102-0144	LED-8/8W/2200K-16/32W/3000K	4954.1 lm	8 W	70&80
	102-0402	LED-8/8W/PCA-16/32W/3000K	4885.7 lm	8 W	60&80
	102-0145	LED-8/8W/TA-16/32W/2200K	4134.1 lm	8 W	Amber&70
 <p>[Q66] square distribution</p>	102-0148	LED-8/8W/2200K-16/32W/3000K	4834.1 lm	8 W	70&80
	102-0404	LED-8/8W/PCA-16/32W/3000K	4767.4 lm	8 W	60&80
	102-0149	LED-8/8W/TA-16/32W/2200K	4033.9 lm	8 W	Amber&70
 <p>[R60] rectangular, side throw</p>	102-0142	LED-8/8W/2200K-16/32W/3000K	5287.3 lm	8 W	70&80
	102-0401	LED-8/8W/PCA-16/32W/3000K	5214.4 lm	8 W	60&80
	102-0143	LED-8/8W/TA-16/32W/2200K	4412.2 lm	8 W	Amber&70
 <p>[R61] rectangular, side throw</p>	102-0348	LED-8/8W/2200K-16/32W/3000K	4734.9 lm	8 W	70&80
	102-0409	LED-8/8W/PCA-16/32W/3000K	4506.3 lm	8 W	60&80
	102-0409	LED-8/8W/PCA-16/32W/3000K	4506.3 lm	8 W	60&80
	102-0136	LED-8/8W/2200K-16/32W/3000K	5221.4 lm	8 W	70&80

Light distribution	Part ID	Light source	Rated lumens	Rated input power	CRI
	102-0399	LED-8/8W/PCA-16/32W/3000K	5149.4 lm	8 W	60&80
	102-0137	LED-8/8W/TA-16/32W/2200K	4357.2 lm	8 W	Amber&70
[S60] asymmetric, side throw					
	102-0138	LED-8/8W/2200K-16/32W/3000K	5240.4 lm	8 W	70&80
	102-0400	LED-8/8W/PCA-16/32W/3000K	5168.1 lm	8 W	60&80
	102-0139	LED-8/8W/TA-16/32W/2200K	4373 lm	8 W	Amber&70
[S65] asymmetric, side throw					
	102-0344	LED-8/8W/2200K-16/32W/3000K	5205.8 lm	8 W	70&80
	102-0407	LED-8/8W/PCA-16/32W/3000K	5134 lm	8 W	60&80
	102-0345	LED-8/8W/TA-16/32W/2200K	4344.1 lm	8 W	Amber&70
[S66] asymmetric, side throw					
	102-0140	LED-8/8W/2200K-16/32W/3000K	5126.5 lm	8 W	70&80
	102-0307	LED-8/8W/PCA-16/32W/3000K	5055.8 lm	8 W	60&80
	102-0141	LED-8/8W/TA-16/32W/2200K	4278 lm	8 W	Amber&70
[S67] asymmetric, side throw					
	102-0346	LED-8/8W/2200K-16/32W/3000K	4716.2 lm	8 W	70&80
	102-0408	LED-8/8W/PCA-16/32W/3000K	4488.5 lm	8 W	60&80
	102-0347	LED-8/8W/TA-16/32W/2200K	3935.6 lm	8 W	Amber&70
[S70] asymmetric, side throw					
[S71] asymmetric, side throw					