

### Description

Solar (ISP - integrated solar panel fully independent). IP66, Class III. IK08. Marine-grade, die-cast aluminium alloy. 5CE superior corrosion protection including PCS hardware. CCG® Controlled Compression Gasket. Non-reflective flat safety glass cover, hinged. Combined LED driver, battery charger and light control unit. CAD-optimised optics for superior illumination and glare control. OLC® One LED Concept. Factory installed LED circuit board. Flush installation of the solar module with the housing for a clean finish. Alignment of the solar panel only in combination with the luminaire. Can be used as post top or side entry version. Specification at time of order is recommended.

Spigot Ø 76 x 100 mm. Spigot Ø 60 x 100 mm or 42 x 100 mm option available. Must be indicated during order placement.

Contact WE-EF direct or your local WE-EF sales representative for an individual solution designed to precisely meet your needs.

Photometric files (IES, LDT) for light distributions [S70] [R60] [A61] [P66] with Backlight Shield on request.

## Specifications

### Material description

---

Colours

**RAL9004**

Signal black

**RAL9006**

White aluminium

**RAL9007**

Grey aluminium

**RAL7016**

Anthracite grey

**RAL9016**

Traffic white

Ingress protection IP66








Impact resistance IK08

---





### Electrical description

### Additional information

**Options****Light distribution**

	<b>Colour temperature</b>	<b>Nominal Watt</b>
 [S70] asymmetric, side throw	 2700K	11 W 7 W
 [R60] rectangular, side throw	TA	
 [A60] asymmetric, forward throw	 PCA	
 [P65] pedestrian/bicycle lane	 3000K	

## Configurations

Light distribution	Part ID	Light source	Rated lumens	Rated input power	CRI
 [A60] asymmetric, forward throw	102-0812	LED-24/7W/TA	652.2 lm	7 W	Amber
	102-0808	LED-24/11W/2700K	1585.3 lm	11 W	80
	102-1000	LED-24/11W/3000K	1694 lm	11 W	80
	102-0816	LED-24/11W/PCA	1173.1 lm	11 W	60
 [P65] pedestrian/bicycle lane	102-0813	LED-24/7W/TA	634.3 lm	7 W	Amber
	102-0809	LED-24/11W/2700K	1541.7 lm	11 W	80
	102-1001	LED-24/11W/3000K	1647.5 lm	11 W	80
	102-0817	LED-24/11W/PCA	1140.9 lm	11 W	60
 [R60] rectangular, side throw	102-0811	LED-24/7W/TA	629.2 lm	7 W	Amber
	102-0807	LED-24/11W/2700K	1529.2 lm	11 W	80
	102-0999	LED-24/11W/3000K	1634.1 lm	11 W	80
	102-0815	LED-24/11W/PCA	1131.6 lm	11 W	60
 [S70] asymmetric, side throw	102-0810	LED-24/7W/TA	682.8 lm	7 W	Amber
	102-0806	LED-24/11W/2700K	1659.7 lm	11 W	80
	102-0998	LED-24/11W/3000K	1773.5 lm	11 W	80
	102-0814	LED-24/11W/PCA	1228.2 lm	11 W	60