

Description

Solar (ISP - integrated solar panel fully independent). IP66, Class III. IK08. Marine-grade, die-cast aluminium alloy. 5CE superior corrosion protection including PCS hardware. CCG® Controlled Compression Gasket. Non-reflective flat safety glass cover, hinged. Combined LED driver, battery charger and light control unit. CAD-optimised optics for superior illumination and glare control. OLC® One LED Concept. Factory installed LED circuit board. Flush installation of the solar module with the housing for a clean finish. Alignment of the solar panel only in combination with the luminaire. Can be used as post top or side entry version. Specification at time of order is recommended.

Spigot \varnothing 76 x 100 mm. Spigot \varnothing 60 x 100 mm or 42 x 100 mm option available. Must be indicated during order placement.

Contact WE-EF direct or your local WE-EF sales representative for an individual solution designed to precisely meet your needs.

Photometric files (IES, LDT) for light distributions [S70] [R60] [A61] [P66] with Backlight Shield on request.

Specifications

Material description

Colours

RAL9004

Signal black

RAL9006

White aluminium

RAL9007

Grey aluminium

RAL7016

Anthracite grey

RAL9016

Traffic white

Ingress protection IP66

Impact resistance IK08

Electrical description

Additional information

Options

Light distribution



[S70] asymmetric, side throw



[R60] rectangular, side throw



[A60] asymmetric, forward throw



[P65] pedestrian/bicycle lane

Colour temperature



2700K

TA



PCA







3000K

Nominal Watt

11 W

7 W

Configurations

Light distribution	Part ID	Light source	Rated lumens	Rated input power	CRI
 <p>[A60] asymmetric, forward throw</p>	102-0812	LED-24/7W/TA	652.2 lm	7 W	Amber
	102-0808	LED-24/11W/2700K	1585.3 lm	11 W	80
	102-1000	LED-24/11W/3000K	1694 lm	11 W	80
	102-0816	LED-24/11W/PCA	1173.1 lm	11 W	60
 <p>[P65] pedestrian/bicycle lane</p>	102-0813	LED-24/7W/TA	634.3 lm	7 W	Amber
	102-0809	LED-24/11W/2700K	1541.7 lm	11 W	80
	102-1001	LED-24/11W/3000K	1647.5 lm	11 W	80
	102-0817	LED-24/11W/PCA	1140.9 lm	11 W	60
 <p>[R60] rectangular, side throw</p>	102-0811	LED-24/7W/TA	629.2 lm	7 W	Amber
	102-0807	LED-24/11W/2700K	1529.2 lm	11 W	80
	102-0999	LED-24/11W/3000K	1634.1 lm	11 W	80
	102-0815	LED-24/11W/PCA	1131.6 lm	11 W	60
 <p>[S70] asymmetric, side throw</p>	102-0810	LED-24/7W/TA	682.8 lm	7 W	Amber
	102-0806	LED-24/11W/2700K	1659.7 lm	11 W	80
	102-0998	LED-24/11W/3000K	1773.5 lm	11 W	80
	102-0814	LED-24/11W/PCA	1228.2 lm	11 W	60