

Description

Wild-Light. IP66, Class I or Class II. IK08. Marine-grade, die-cast aluminium alloy. 5CE superior corrosion protection including PCS hardware. CCG® Controlled Compression Gasket. Non-reflecting flat safety glass cover, hinged. Integral EC electronic converter in thermally separated compartment. CAD-optimised optics for superior illumination and glare control. OLC® One LED Concept. Factory installed LED circuit board. Wild-Light with Advanced or Motion available on request, must be specified at time of ordering. For further details and available variants see below under additional information - Wild-Light Presentation. The luminaire is factory-sealed and does not need to be opened during installation. Can be used as post top or side entry version. Specification at time of order is recommended.

Spigot Ø 76 x 100 mm. Spigot Ø 60 x 100 mm or 42 x 100 mm optional available. Must be indicated during order placement.

Contact WE-EF direct or your local WE-EF sales representative for an individual solution designed to precisely meet your needs.

IMPORTANT

Photometric data legend (for ies-data):

Part ID (channel I+II - both colour temperatures 1850K
(True Amber) + 2200K / 2200K + 3000K)
Part ID_1 (channel I - lower colour temperature 1850K
(True Amber) / 2200K only)
Part ID_2 (channel II - upper colour temperature 2200K /
3000K only)

Photometric data legend (for ldt-data):

Part ID (channel I+II - both colour temperatures 1850K
(True Amber) + 2200K / 2200K + 3000K)
Part ID (channel I - lower colour temperature 1850K (True
Amber) / 2200K only)
Part ID (channel II - upper colour temperature 2200K /
3000K only)

Photometric files (IES, LDT) for light distributions [S60]
[S65] [S70] [R60] [P65] [Q66] [A60] with Backlight Shield
on request.

Specifications

Material description

Colours	RAL9004	RAL9006	RAL9007	RAL7016
	Signal black	White aluminium	Grey aluminium	Anthracite grey
	RAL9016			
	Traffic white			
Ingress protection	IP66			
Impact resistance	IK08			

Electrical description

Power supply	220-240V / 50-60 Hz
Energy efficiency	F-G (Light source)

Additional information

Lifetime	Ta=25° L90B10 > 90000h
----------	------------------------

Options

Light distribution

Colour temperature

Nominal Watt



[S60] asymmetric, side throw



[S70] asymmetric, side throw



[R60] rectangular, side throw



[P65] pedestrian/bicycle lane



[A60] asymmetric, forward throw



[P45R] pedestrian crossing, right-hand traffic



[P45L] pedestrian crossing, left-hand traffic



[S65] asymmetric, side throw



[Q66] square distribution



[S66] asymmetric, side throw



[S71] asymmetric, side throw



[R61] rectangular, side throw



2200K



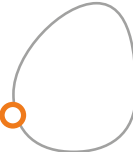




TA








PCA

16 W

Configurations

Light distribution	Part ID	Light source	Rated lumens	Rated input power	CRI
 <p>[A60] asymmetric, forward throw</p>	102-0299	LED-8/16W/2200K-40/80W/3000K	11595.4 lm	16 W	70&80
	102-0415	LED-8/16W/PCA-40/80W/3000K	11426.9 lm	16 W	60&80
	102-0300	LED-16/16W/TA-32/64W/2200K	8190.9 lm	16 W	Amber&70
 <p>[P45L] pedestrian crossing, left-hand traffic</p>	102-0305	LED-8/16W/2200K-40/80W/3000K	12387.4 lm	16 W	70&80
	102-0418	LED-8/16W/PCA-40/80W/3000K	12207.3 lm	16 W	60&80
	102-0306	LED-16/16W/TA-32/64W/2200K	8750.4 lm	16 W	Amber&70
 <p>[P45R] pedestrian crossing, right-hand traffic</p>	102-0303	LED-8/16W/2200K-40/80W/3000K	12387.4 lm	16 W	70&80
	102-0417	LED-8/16W/PCA-40/80W/3000K	12207.3 lm	16 W	60&80
	102-0304	LED-16/16W/TA-32/64W/2200K	8750.4 lm	16 W	Amber&70
 <p>[P65] pedestrian/bicycle lane</p>	102-0297	LED-8/16W/2200K-40/80W/3000K	11276.8 lm	16 W	70&80
	102-0414	LED-8/16W/PCA-40/80W/3000K	11112.9 lm	16 W	60&80
	102-0298	LED-16/16W/TA-32/64W/2200K	7965.8 lm	16 W	Amber&70
 <p>[Q66] square distribution</p>	102-0301	LED-8/16W/2200K-40/80W/3000K	12289 lm	16 W	70&80
	102-0416	LED-8/16W/PCA-40/80W/3000K	12110.3 lm	16 W	60&80
	102-0302	LED-16/16W/TA-32/64W/2200K	8680.9 lm	16 W	Amber&70
 <p>[R60] rectangular, side throw</p>	102-0295	LED-8/16W/2200K-40/80W/3000K	12543.7 lm	16 W	70&80
	102-0413	LED-8/16W/PCA-40/80W/3000K	12361.4 lm	16 W	60&80
	102-0296	LED-16/16W/TA-32/64W/2200K	8860.8 lm	16 W	Amber&70
 <p>[R61] rectangular, side throw</p>	102-0390	LED-8/16W/2200K-40/80W/3000K	11372.6 lm	16 W	70&80
	102-0421	LED-8/16W/PCA-40/80W/3000K	10975.9 lm	16 W	60&80
	102-0391	LED-16/16W/TA-32/64W/2200K	8033.6 lm	16 W	Amber&70
	102-0289	LED-8/16W/2200K-40/80W/3000K	12469.7 lm	16 W	70&80

Light distribution	Part ID	Light source	Rated lumens	Rated input power	CRI
	102-0410	LED-8/16W/PCA-40/80W/3000K	12288.4 lm	16 W	60&80
	102-0290	LED-16/16W/TA-32/64W/2200K	8808.5 lm	16 W	Amber&70
[S60] asymmetric, side throw	102-0291	LED-8/16W/2200K-40/80W/3000K	12577.4 lm	16 W	70&80
	102-0411	LED-8/16W/PCA-40/80W/3000K	12394.6 lm	16 W	60&80
	102-0292	LED-16/16W/TA-32/64W/2200K	8884.6 lm	16 W	Amber&70
[S65] asymmetric, side throw	102-0386	LED-8/16W/2200K-40/80W/3000K	12292.6 lm	16 W	70&80
	102-0419	LED-8/16W/PCA-40/80W/3000K	12113.9 lm	16 W	60&80
	102-0387	LED-16/16W/TA-32/64W/2200K	8683.4 lm	16 W	Amber&70
[S66] asymmetric, side throw	102-0293	LED-8/16W/2200K-40/80W/3000K	12721.3 lm	16 W	70&80
	102-0412	LED-8/16W/PCA-40/80W/3000K	12536.4 lm	16 W	60&80
	102-0294	LED-16/16W/TA-32/64W/2200K	8986.3 lm	16 W	Amber&70
[S70] asymmetric, side throw	102-0388	LED-8/16W/2200K-40/80W/3000K	11345.1 lm	16 W	70&80
	102-0420	LED-8/16W/PCA-40/80W/3000K	10949.4 lm	16 W	60&80
	102-0389	LED-16/16W/TA-32/64W/2200K	8014.2 lm	16 W	Amber&70
[S71] asymmetric, side throw					