

Description

Wild-Light. IP66, Class I or Class II. IK08. Marine-grade, die-cast aluminium alloy. 5CE superior corrosion protection including PCS hardware. CCG® Controlled Compression Gasket. Non-reflecting flat safety glass cover, hinged. Integral EC electronic converter in thermally separated compartment. CAD-optimised optics for superior illumination and glare control. OLC® One LED Concept. Factory installed LED circuit board. Wild-Light with Advanced or Motion available on request, must be specified at time of ordering. For further details and available variants see below under additional information - Wild-Light Presentation. The luminaire is factory-sealed and does not need to be opened during installation. Can be used as post top or side entry version. Specification at time of order is recommended.

Spigot \varnothing 76 x 100 mm. Spigot \varnothing 60 x 100 mm or 42 x 100 mm optional available. Must be indicated during order placement.

Contact WE-EF direct or your local WE-EF sales representative for an individual solution designed to precisely meet your needs.

IMPORTANT

Photometric data legend (for ies-data):

Part ID (channel I+II - both colour temperatures 1850K
(True Amber) + 2200K / 2200K + 3000K)

Part ID_1 (channel I - lower colour temperature 1850K
(True Amber) / 2200K only)

Part ID_2 (channel II - upper colour temperature 2200K /
3000K only)

Photometric data legend (for ldt-data):

Part ID (channel I+II - both colour temperatures 1850K
(True Amber) + 2200K / 2200K + 3000K)

Part ID (channel I - lower colour temperature 1850K (True
Amber) / 2200K only)

Part ID (channel II - upper colour temperature 2200K /
3000K only)

Photometric files (IES, LDT) for light distributions [S61]
[S65] [S66] [S70] [R60] [R61] [P66] [Q66] [A61] with
Backlight Shield on request.

Specifications

Material description

Colours	RAL9004	RAL9006	RAL9007	RAL7016
	Signal black	White aluminium	Grey aluminium	Anthracite grey
	RAL9016			
	Traffic white			
Ingress protection	IP66			
Impact resistance	IK08			

Electrical description


Power supply	220-240V / 50-60 Hz
Energy efficiency	F-G (Light source)


Additional information


Lifetime	Ta=25° L90B10 > 90000h
----------	------------------------

Options


Light distribution

 [S60] asymmetric, side throw

 [S70] asymmetric, side throw

 [R60] rectangular, side throw


 [P65] pedestrian/bicycle lane


 [A60] asymmetric, forward throw


 [Q66] square

 [P45R]

 [P45L]

 [S65] asymmetric, side throw

 [S66] asymmetric, side throw

 [S71] asymmetric, side throw

Colour temperature

 2200K



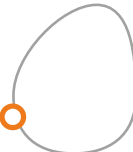

TA





 PCA




Nominal Watt

16 W

Configurations

Light distribution	Part ID	Light source	Rated lumens	Rated input power	CRI
 <p>[A60] asymmetric, forward throw</p>	102-0299	LED-8/16W/2200K-40/80W/3000K	1820.2 lm	16 W	
	102-0415	LED-8/16W/PCA-40/80W/3000K	1651.7 lm	16 W	
	102-0300	LED-16/16W/TA-32/64W/2200K	910.1 lm	16 W	
	102-0300	LED-16/16W/TA-32/64W/2200K	7280.8 lm	16 W	
	102-0299	LED-8/16W/2200K-40/80W/3000K	9775.2 lm	16 W	
	102-0415	LED-8/16W/PCA-40/80W/3000K	9775.2 lm	16 W	
	102-0299	LED-8/16W/2200K-40/80W/3000K	11595.4 lm	16 W	70&80
	102-0415	LED-8/16W/PCA-40/80W/3000K	11426.9 lm	16 W	60&80
	102-0300	LED-16/16W/TA-32/64W/2200K	8190.9 lm	16 W	Amber&70
	 <p>[P45L]</p>	102-0305	LED-8/16W/2200K-40/80W/3000K	1944.5 lm	16 W
102-0418		LED-8/16W/PCA-40/80W/3000K	1764.5 lm	16 W	
102-0306		LED-16/16W/TA-32/64W/2200K	972.3 lm	16 W	
102-0306		LED-16/16W/TA-32/64W/2200K	7778.1 lm	16 W	
102-0305		LED-8/16W/2200K-40/80W/3000K	10442.9 lm	16 W	
102-0418		LED-8/16W/PCA-40/80W/3000K	10442.9 lm	16 W	
102-0305		LED-8/16W/2200K-40/80W/3000K	12387.4 lm	16 W	70&80
102-0418		LED-8/16W/PCA-40/80W/3000K	12207.3 lm	16 W	60&80
102-0306		LED-16/16W/TA-32/64W/2200K	8750.4 lm	16 W	Amber&70
 <p>[P45R]</p>		102-0303	LED-8/16W/2200K-40/80W/3000K	1944.5 lm	16 W
	102-0417	LED-8/16W/PCA-40/80W/3000K	1764.5 lm	16 W	
	102-0304	LED-16/16W/TA-32/64W/2200K	972.3 lm	16 W	
	102-0304	LED-16/16W/TA-32/64W/2200K	7778.1 lm	16 W	
	102-0303	LED-8/16W/2200K-40/80W/3000K	10442.9 lm	16 W	
	102-0417	LED-8/16W/PCA-40/80W/3000K	10442.9 lm	16 W	
	102-0303	LED-8/16W/2200K-40/80W/3000K	12387.4 lm	16 W	70&80
	102-0417	LED-8/16W/PCA-40/80W/3000K	12207.3 lm	16 W	60&80
	102-0304	LED-16/16W/TA-32/64W/2200K	8750.4 lm	16 W	Amber&70
	 <p>[P65] pedestrian/bicycle lane</p>	102-0297	LED-8/16W/2200K-40/80W/3000K	1770.2 lm	16 W
102-0414		LED-8/16W/PCA-40/80W/3000K	1606.3 lm	16 W	
102-0298		LED-16/16W/TA-32/64W/2200K	885.1 lm	16 W	
102-0298		LED-16/16W/TA-32/64W/2200K	7080.8 lm	16 W	
102-0297		LED-8/16W/2200K-40/80W/3000K	9506.6 lm	16 W	
102-0414		LED-8/16W/PCA-40/80W/3000K	9506.6 lm	16 W	
102-0297		LED-8/16W/2200K-40/80W/3000K	11276.8 lm	16 W	70&80

Light distribution	Part ID	Light source	Rated lumens	Rated input power	CRI
 [Q66] square	102-0414	LED-8/16W/PCA-40/80W/3000K	11112.9 lm	16 W	60&80
	102-0298	LED-16/16W/TA-32/64W/2200K	7965.8 lm	16 W	Amber&70
	102-0301	LED-8/16W/2200K-40/80W/3000K	1929.1 lm	16 W	
	102-0416	LED-8/16W/PCA-40/80W/3000K	1750.5 lm	16 W	
	102-0302	LED-16/16W/TA-32/64W/2200K	964.5 lm	16 W	
	102-0302	LED-16/16W/TA-32/64W/2200K	7716.3 lm	16 W	
	102-0301	LED-8/16W/2200K-40/80W/3000K	10359.9 lm	16 W	
	102-0416	LED-8/16W/PCA-40/80W/3000K	10359.9 lm	16 W	
	102-0301	LED-8/16W/2200K-40/80W/3000K	12289 lm	16 W	70&80
	102-0416	LED-8/16W/PCA-40/80W/3000K	12110.3 lm	16 W	60&80
 [R60] rectangular, side throw	102-0302	LED-16/16W/TA-32/64W/2200K	8680.9 lm	16 W	Amber&70
	102-0295	LED-8/16W/2200K-40/80W/3000K	1969.1 lm	16 W	
	102-0413	LED-8/16W/PCA-40/80W/3000K	1786.8 lm	16 W	
	102-0296	LED-16/16W/TA-32/64W/2200K	984.5 lm	16 W	
	102-0296	LED-16/16W/TA-32/64W/2200K	7876.3 lm	16 W	
	102-0295	LED-8/16W/2200K-40/80W/3000K	10574.7 lm	16 W	
	102-0413	LED-8/16W/PCA-40/80W/3000K	10574.7 lm	16 W	
	102-0295	LED-8/16W/2200K-40/80W/3000K	12543.7 lm	16 W	70&80
	102-0413	LED-8/16W/PCA-40/80W/3000K	12361.4 lm	16 W	60&80
	102-0296	LED-16/16W/TA-32/64W/2200K	8860.8 lm	16 W	Amber&70
 [S60] asymmetric, side throw	102-0289	LED-8/16W/2200K-40/80W/3000K	1957.5 lm	16 W	
	102-0410	LED-8/16W/PCA-40/80W/3000K	1776.2 lm	16 W	
	102-0290	LED-16/16W/TA-32/64W/2200K	978.7 lm	16 W	
	102-0290	LED-16/16W/TA-32/64W/2200K	7829.8 lm	16 W	
	102-0289	LED-8/16W/2200K-40/80W/3000K	10512.2 lm	16 W	
	102-0410	LED-8/16W/PCA-40/80W/3000K	10512.2 lm	16 W	
	102-0289	LED-8/16W/2200K-40/80W/3000K	12469.7 lm	16 W	70&80
	102-0410	LED-8/16W/PCA-40/80W/3000K	12288.4 lm	16 W	60&80
	102-0290	LED-16/16W/TA-32/64W/2200K	8808.5 lm	16 W	Amber&70
	102-0291	LED-8/16W/2200K-40/80W/3000K	1974.4 lm	16 W	
 [S65] asymmetric, side throw	102-0411	LED-8/16W/PCA-40/80W/3000K	1791.6 lm	16 W	
	102-0292	LED-16/16W/TA-32/64W/2200K	987.2 lm	16 W	
	102-0292	LED-16/16W/TA-32/64W/2200K	7897.5 lm	16 W	
	102-0291	LED-8/16W/2200K-40/80W/3000K	10603.1 lm	16 W	
	102-0411	LED-8/16W/PCA-40/80W/3000K	10603.1 lm	16 W	
	102-0291	LED-8/16W/2200K-40/80W/3000K	12577.4 lm	16 W	70&80

Light distribution	Part ID	Light source	Rated lumens	Rated input power	CRI
 [S66] asymmetric, side throw	102-0411	LED-8/16W/PCA-40/80W/3000K	12394.6 lm	16 W	60&80
	102-0292	LED-16/16W/TA-32/64W/2200K	8884.6 lm	16 W	Amber&70
	102-0386	LED-8/16W/2200K-40/80W/3000K	1929.7 lm	16 W	
	102-0419	LED-8/16W/PCA-40/80W/3000K	1751 lm	16 W	
	102-0387	LED-16/16W/TA-32/64W/2200K	964.8 lm	16 W	
	102-0387	LED-16/16W/TA-32/64W/2200K	7718.6 lm	16 W	
	102-0386	LED-8/16W/2200K-40/80W/3000K	10362.9 lm	16 W	
	102-0419	LED-8/16W/PCA-40/80W/3000K	10362.9 lm	16 W	
	102-0386	LED-8/16W/2200K-40/80W/3000K	12292.6 lm	16 W	70&80
	102-0419	LED-8/16W/PCA-40/80W/3000K	12113.9 lm	16 W	60&80
 [S70] asymmetric, side throw	102-0387	LED-16/16W/TA-32/64W/2200K	8683.4 lm	16 W	Amber&70
	102-0293	LED-8/16W/2200K-40/80W/3000K	1996.9 lm	16 W	
	102-0412	LED-8/16W/PCA-40/80W/3000K	1812 lm	16 W	
	102-0294	LED-16/16W/TA-32/64W/2200K	998.5 lm	16 W	
	102-0294	LED-16/16W/TA-32/64W/2200K	7987.8 lm	16 W	
	102-0293	LED-8/16W/2200K-40/80W/3000K	10724.3 lm	16 W	
	102-0412	LED-8/16W/PCA-40/80W/3000K	10724.3 lm	16 W	
	102-0293	LED-8/16W/2200K-40/80W/3000K	12721.3 lm	16 W	70&80
	102-0412	LED-8/16W/PCA-40/80W/3000K	12536.4 lm	16 W	60&80
	102-0294	LED-16/16W/TA-32/64W/2200K	8986.3 lm	16 W	Amber&70
 [S71] asymmetric, side throw	102-0388	LED-8/16W/2200K-40/80W/3000K	1780.9 lm	16 W	
	102-0420	LED-8/16W/PCA-40/80W/3000K	1385.2 lm	16 W	
	102-0389	LED-16/16W/TA-32/64W/2200K	890.5 lm	16 W	
	102-0389	LED-16/16W/TA-32/64W/2200K	7123.7 lm	16 W	
	102-0388	LED-8/16W/2200K-40/80W/3000K	9564.2 lm	16 W	
	102-0420	LED-8/16W/PCA-40/80W/3000K	9564.2 lm	16 W	
	102-0388	LED-8/16W/2200K-40/80W/3000K	11345.1 lm	16 W	70&80
	102-0420	LED-8/16W/PCA-40/80W/3000K	10949.4 lm	16 W	60&80
	102-0389	LED-16/16W/TA-32/64W/2200K	8014.2 lm	16 W	Amber&70