

### Description

Wild-Light. IP66, Class I or Class II. IK08. Marine-grade, die-cast aluminium alloy. 5CE superior corrosion protection including PCS hardware. CCG® Controlled Compression Gasket. Non-reflective flat safety glass cover, hinged. Luminaire is factory-sealed and does not need to be opened during installation.

Integral EC electronic converter. DALI interface. CAD-optimised optics for superior illumination and glare control. OLC® One LED Concept.

Suitable for using as post top or side entry version. Recommend to be specified at time of ordering.

Optional spigot adaptor Ø 60 x 100 mm or 42 x 100 mm available; refer to accessory listings.

For other colour configurations available on request.

## Specifications

### Material description

Colours	<b>RAL9004</b> Signal black	<b>RAL9007</b> Grey aluminium	<b>RAL7016</b> Anthracite grey	<b>RAL9016</b> Traffic white
Ingress protection	IP66			
Impact resistance	IK08			

### Electrical description

Power supply	220-240V / 50-60 Hz
Driver / Ballast	Integral electronic converter with DALI interface
Energy efficiency	F-G (Light source)

### Additional information


Lifetime	Ta=25° L90B10 > 90000h
----------	------------------------

**Options**

**Light distribution**

**Colour temperature**


**Nominal Watt**

 [S60] asymmetric, side throw




PCA


16 W

 [S66] asymmetric, side throw


TA

 [S71] asymmetric, side throw

 [P65] pedestrian/bicycle lane


 [A60] asymmetric, forward throw

 [Q66] square



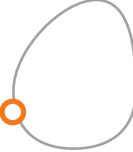




 [P45R]




 [P45L]

 [R60] rectangular, side throw

 [S65] asymmetric, side throw

## Configurations

Light distribution	Part ID	Light source	Rated lumens	Rated input power	CRI
 [A60] asymmetric, forward throw	102-0415	LED-8/16W/PCA-40/80W/3000K	11426.9 lm	16 W	60&80
 [P45L]	102-0418	LED-8/16W/PCA-40/80W/3000K	12207.3 lm	16 W	60&80
 [P45R]	102-0417	LED-8/16W/PCA-40/80W/3000K	12207.3 lm	16 W	60&80
 [P65] pedestrian/bicycle lane	102-0414	LED-8/16W/PCA-40/80W/3000K	11112.9 lm	16 W	60&80
 [Q66] square	102-0416	LED-8/16W/PCA-40/80W/3000K	12110.3 lm	16 W	60&80
 [R60] rectangular, side throw	102-0413	LED-8/16W/PCA-40/80W/3000K	12361.4 lm	16 W	60&80
 [S60] asymmetric, side throw	102-0410	LED-8/16W/PCA-40/80W/3000K	12288.4 lm	16 W	60&80
	102-0411	LED-8/16W/PCA-40/80W/3000K	1791.6 lm	16 W	
	102-0292	LED-16/16W/TA-32/64W/2200K	7897.5 lm	16 W	

Light distribution	Part ID	Light source	Rated lumens	Rated input power	CRI
	102-0411	LED-8/16W/PCA-40/80W/3000K	10603.1 lm	16 W	
	102-0411	LED-8/16W/PCA-40/80W/3000K	12394.6 lm	16 W	60&80
[S65] asymmetric, side throw					
	102-0419	LED-8/16W/PCA-40/80W/3000K	12113.9 lm	16 W	60&80
[S66] asymmetric, side throw					
	102-0420	LED-8/16W/PCA-40/80W/3000K	10949.4 lm	16 W	60&80
[S71] asymmetric, side throw					