

### Description

IP66, Class I or Class II. IK08. Marine-grade, die-cast aluminium alloy. 5CE superior corrosion protection including PCS hardware. CCG® Controlled Compression Gasket. Non-reflective flat safety glass cover, hinged. Integral EC electronic converter. CAD-optimised optics for superior illumination and glare control. OLC® One LED Concept. Factory installed LED circuit board. The luminaire is factory-sealed and does not need to be opened during installation. Can be used as post top or side entry version. Specification at time of order is recommended.

Spigot Ø 76 x 100 mm. Spigot Ø 60 x 100 mm or 42 x 100 mm option available. Must be indicated during order placement.

Contact WE-EF direct or your local WE-EF sales representative for an individual solution designed to precisely meet your needs.

Photometric files (IES, LDT) for light distributions [S61] [S65] [S70] [R60] [P65] [Q66] [A60] with Backlight Shield on request.

## Specifications

### Material description

Colours	<b>RAL9004</b> Signal black	<b>RAL9006</b> White aluminium	<b>RAL9007</b> Grey aluminium
Ingress protection	IP66		
Impact resistance	IK08		
Corrosion resistance	5CE+Primer		

### Electrical description













Power supply	220-240V / 50-60 Hz
Surge protection	In-pole surge protection SP10 device supplied. Please refer to WE-EF installation instructions for details. Use suffix +A for Integral surge protection.
Energy efficiency	C-D (Light source)

### Additional information


Listings	Listed on the AEMO load table at 53.4 W (350 mA version), at 74.7 W (500 mA version) and 103.9 W (700 mA version)
Lifetime	Ta=40° L90B10 > 90000h

**Options**

**Light distribution**

-  [S60] asymmetric, side throw
-  [S65] asymmetric, side throw
-  [S70] asymmetric, side throw
-  [R60] rectangular, side throw
-  [P65] pedestrian/bicycle lane
-  [A60] asymmetric, forward throw
-  [Q66] square distribution
-  [P45R] pedestrian crossing, right-hand traffic
-  [P45L] pedestrian crossing, left-hand traffic
-  [S66] asymmetric, side throw
-  [S71] asymmetric, side throw
-  [R61] rectangular, side throw



**Colour temperature**

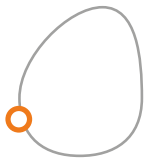







**Nominal Watt**



- 48 W
- 72 W
- 96 W
- 144 W



## Configurations

Light distribution	Part ID	Light source	Rated lumens	Rated input power	CRI
 <p>[A60] asymmetric, forward throw</p>	102-0179	LED-48/48W/2200K	6305 lm	48 W	70
	102-0180	LED-48/48W/2700K	6305 lm	48 W	80
	102-0181	LED-48/48W/3000K	6739.9 lm	48 W	80
	102-0182	LED-48/48W/4000K	7392.1 lm	48 W	80
	102-0224	LED-48/72W/2200K	7786.4 lm	72 W	70
	102-0225	LED-48/72W/2700K	8089.8 lm	72 W	80
	102-0226	LED-48/72W/3000K	8696.5 lm	72 W	80
	102-0227	LED-48/72W/4000K	9303.3 lm	72 W	80
	102-0269	LED-48/96W/2200K	10921.2 lm	96 W	70
	102-0270	LED-48/96W/2700K	10921.2 lm	96 W	80
	102-0271	LED-48/96W/3000K	11730.2 lm	96 W	80
	102-0272	LED-48/96W/4000K	12539.2 lm	96 W	80
	102-0928	LED-48/144W/2200K	14789.3 lm	144 W	70
	102-0929	LED-48/144W/2700K	14789.3 lm	144 W	80
	102-0930	LED-48/144W/3000K	15972.4 lm	144 W	80
	102-0931	LED-48/144W/4000K	16958.4 lm	144 W	80
	 <p>[P45L] pedestrian crossing, left-hand traffic</p>	102-0194	LED-48/48W/2200K	6265.7 lm	48 W
102-0195		LED-48/48W/2700K	6265.7 lm	48 W	80
102-0196		LED-48/48W/3000K	6697.8 lm	48 W	80
102-0197		LED-48/48W/4000K	7346 lm	48 W	80
102-0239		LED-48/72W/2200K	8318.3 lm	72 W	70
102-0240		LED-48/72W/2700K	8642.4 lm	72 W	80
102-0241		LED-48/72W/3000K	9290.5 lm	72 W	80
102-0242		LED-48/72W/4000K	9938.7 lm	72 W	80
102-0284		LED-48/96W/2200K	11667.2 lm	96 W	70
102-0285		LED-48/96W/2700K	11667.2 lm	96 W	80
102-0286		LED-48/96W/3000K	12531.4 lm	96 W	80
102-0287		LED-48/96W/4000K	13395.7 lm	96 W	80
102-0940		LED-48/144W/2200K	16204.4 lm	144 W	70
102-0941		LED-48/144W/2700K	16204.4 lm	144 W	80
102-0942		LED-48/144W/3000K	17500.8 lm	144 W	80
102-0943		LED-48/144W/4000K	18581.1 lm	144 W	80
102-0189		LED-48/48W/2200K	6265.7 lm	48 W	70
102-0190		LED-48/48W/2700K	6265.7 lm	48 W	80

Light distribution	Part ID	Light source	Rated lumens	Rated input power	CRI	
 <p>[P45R] pedestrian crossing, right-hand traffic</p>	102-0191	LED-48/48W/3000K	6697.8 lm	48 W	80	
	102-0192	LED-48/48W/4000K	7346 lm	48 W	80	
	102-0234	LED-48/72W/2200K	8318.3 lm	72 W	70	
	102-0235	LED-48/72W/2700K	8642.4 lm	72 W	80	
	102-0236	LED-48/72W/3000K	9290.5 lm	72 W	80	
	102-0237	LED-48/72W/4000K	9938.7 lm	72 W	80	
	102-0279	LED-48/96W/2200K	11667.2 lm	96 W	70	
	102-0280	LED-48/96W/2700K	11667.2 lm	96 W	80	
	102-0281	LED-48/96W/3000K	12531.4 lm	96 W	80	
	102-0282	LED-48/96W/4000K	13395.7 lm	96 W	80	
	102-0936	LED-48/144W/2200K	16204.4 lm	144 W	70	
	102-0937	LED-48/144W/2700K	16204.4 lm	144 W	80	
	102-0938	LED-48/144W/3000K	17500.8 lm	144 W	80	
	102-0939	LED-48/144W/4000K	18581.1 lm	144 W	80	
	 <p>[P65] pedestrian/bicycle lane</p>	102-0174	LED-48/48W/2200K	6131.7 lm	48 W	70
102-0175		LED-48/48W/2700K	6131.7 lm	48 W	80	
102-0176		LED-48/48W/3000K	6554.6 lm	48 W	80	
102-0177		LED-48/48W/4000K	7188.9 lm	48 W	80	
102-0219		LED-48/72W/2200K	7572.5 lm	72 W	70	
102-0220		LED-48/72W/2700K	7867.5 lm	72 W	80	
102-0221		LED-48/72W/3000K	8457.6 lm	72 W	80	
102-0222		LED-48/72W/4000K	9047.6 lm	72 W	80	
102-0264		LED-48/96W/2200K	10621.1 lm	96 W	70	
102-0265		LED-48/96W/2700K	10621.1 lm	96 W	80	
102-0266		LED-48/96W/3000K	11407.9 lm	96 W	80	
102-0267		LED-48/96W/4000K	12194.6 lm	96 W	80	
102-0924		LED-48/144W/2200K	14383.1 lm	144 W	70	
102-0925		LED-48/144W/2700K	14383.1 lm	144 W	80	
102-0926		LED-48/144W/3000K	15533.7 lm	144 W	80	
102-0927		LED-48/144W/4000K	16492.6 lm	144 W	80	
 <p>[Q66] square distribution</p>		102-0184	LED-48/48W/2200K	6198.8 lm	48 W	70
		102-0185	LED-48/48W/2700K	6198.8 lm	48 W	80
	102-0186	LED-48/48W/3000K	6626.3 lm	48 W	80	
	102-0187	LED-48/48W/4000K	7267.6 lm	48 W	80	
	102-0229	LED-48/72W/2200K	8252.2 lm	72 W	70	
	102-0230	LED-48/72W/2700K	8573.7 lm	72 W	80	

Light distribution	Part ID	Light source	Rated lumens	Rated input power	CRI
	102-0231	LED-48/72W/3000K	9216.7 lm	72 W	80
	102-0232	LED-48/72W/4000K	9859.8 lm	72 W	80
	102-0274	LED-48/96W/2200K	11574.5 lm	96 W	70
	102-0275	LED-48/96W/2700K	11574.5 lm	96 W	80
	102-0276	LED-48/96W/3000K	12431.9 lm	96 W	80
	102-0277	LED-48/96W/4000K	13289.2 lm	96 W	80
	102-0932	LED-48/144W/2200K	14657.9 lm	144 W	70
	102-0933	LED-48/144W/2700K	14657.9 lm	144 W	80
	102-0934	LED-48/144W/3000K	15830.6 lm	144 W	80
	102-0935	LED-48/144W/4000K	16807.8 lm	144 W	80
	[R60] rectangular, side throw	102-0169	LED-48/48W/2200K	6081.9 lm	48 W
	102-0170	LED-48/48W/2700K	6081.9 lm	48 W	80
	102-0171	LED-48/48W/3000K	6501.4 lm	48 W	80
	102-0172	LED-48/48W/4000K	7130.5 lm	48 W	80
	102-0214	LED-48/72W/2200K	8423.3 lm	72 W	70
	102-0215	LED-48/72W/2700K	8751.4 lm	72 W	80
	102-0216	LED-48/72W/3000K	9407.8 lm	72 W	80
	102-0217	LED-48/72W/4000K	10064.2 lm	72 W	80
	102-0259	LED-48/96W/2200K	11814.4 lm	96 W	70
	102-0260	LED-48/96W/2700K	11814.4 lm	96 W	80
	102-0261	LED-48/96W/3000K	12689.6 lm	96 W	80
	102-0262	LED-48/96W/4000K	13564.7 lm	96 W	80
	102-0920	LED-48/144W/2200K	14519.4 lm	144 W	70
	102-0921	LED-48/144W/2700K	14519.4 lm	144 W	80
	102-0922	LED-48/144W/3000K	15680.9 lm	144 W	80
	102-0923	LED-48/144W/4000K	16648.9 lm	144 W	80
	102-0382	LED-48/96W/2200K	10711.4 lm	96 W	70
	102-0383	LED-48/96W/2700K	10711.4 lm	96 W	80
	102-0384	LED-48/96W/3000K	11504.9 lm	96 W	80
	102-0385	LED-48/96W/4000K	12298.3 lm	96 W	80
[R61] rectangular, side throw	102-0154	LED-48/48W/2200K	6477.9 lm	48 W	70
	102-0155	LED-48/48W/2700K	6477.9 lm	48 W	80
	102-0156	LED-48/48W/3000K	6924.7 lm	48 W	80
	102-0157	LED-48/48W/4000K	7594.8 lm	48 W	80
	102-0199	LED-48/72W/2200K	8373.5 lm	72 W	70
	[S60] asymmetric, side throw				

Light distribution	Part ID	Light source	Rated lumens	Rated input power	CRI
	102-0200	LED-48/72W/2700K	8699.8 lm	72 W	80
	102-0201	LED-48/72W/3000K	9352.3 lm	72 W	80
	102-0202	LED-48/72W/4000K	10004.8 lm	72 W	80
	102-0244	LED-48/96W/2200K	11744.7 lm	96 W	70
	102-0245	LED-48/96W/2700K	11744.7 lm	96 W	80
	102-0246	LED-48/96W/3000K	12614.7 lm	96 W	80
	102-0247	LED-48/96W/4000K	13484.7 lm	96 W	80
	102-0908	LED-48/144W/2200K	15659.8 lm	144 W	70
	102-0909	LED-48/144W/2700K	15659.8 lm	144 W	80
	102-0910	LED-48/144W/3000K	16912.6 lm	144 W	80
	102-0911	LED-48/144W/4000K	17956.6 lm	144 W	80
[S65] asymmetric, side throw	102-0159	LED-48/48W/2200K	6361.8 lm	48 W	70
	102-0160	LED-48/48W/2700K	6361.8 lm	48 W	80
	102-0161	LED-48/48W/3000K	6800.6 lm	48 W	80
	102-0162	LED-48/48W/4000K	7458.7 lm	48 W	80
	102-0204	LED-48/72W/2200K	8445.9 lm	72 W	70
	102-0205	LED-48/72W/2700K	8774.9 lm	72 W	80
	102-0206	LED-48/72W/3000K	9433.1 lm	72 W	80
	102-0207	LED-48/72W/4000K	10091.2 lm	72 W	80
	102-0249	LED-48/96W/2200K	11846.2 lm	96 W	70
	102-0250	LED-48/96W/2700K	11846.2 lm	96 W	80
	102-0251	LED-48/96W/3000K	12723.7 lm	96 W	80
	102-0252	LED-48/96W/4000K	13601.2 lm	96 W	80
	102-0912	LED-48/144W/2200K	15795.2 lm	144 W	70
	102-0913	LED-48/144W/2700K	15795.2 lm	144 W	80
102-0914	LED-48/144W/3000K	17058.8 lm	144 W	80	
102-0915	LED-48/144W/4000K	18111.8 lm	144 W	80	
	102-0350	LED-48/48W/2200K	6528.5 lm	48 W	70
	102-0351	LED-48/48W/2700K	6528.5 lm	48 W	80
	102-0352	LED-48/48W/3000K	6978.7 lm	48 W	80
	102-0353	LED-48/48W/4000K	7654.1 lm	48 W	80
	102-0362	LED-48/72W/2200K	8254.6 lm	72 W	70
	102-0363	LED-48/72W/2700K	8576.2 lm	72 W	80
	102-0364	LED-48/72W/3000K	9219.4 lm	72 W	80
	102-0365	LED-48/72W/4000K	9862.7 lm	72 W	80
102-0374	LED-48/96W/2200K	11577.9 lm	96 W	70	

Light distribution	Part ID	Light source	Rated lumens	Rated input power	CRI
	102-0375	LED-48/96W/2700K	11577.9 lm	96 W	80
	102-0376	LED-48/96W/3000K	12435.5 lm	96 W	80
	102-0377	LED-48/96W/4000K	13293.2 lm	96 W	80
	102-0944	LED-48/144W/2200K	15437.4 lm	144 W	70
	102-0945	LED-48/144W/2700K	15437.4 lm	144 W	80
	102-0946	LED-48/144W/3000K	16672.4 lm	144 W	80
	102-0947	LED-48/144W/4000K	17701.5 lm	144 W	80
[S70] asymmetric, side throw	102-0164	LED-48/48W/2200K	6600.9 lm	48 W	70
	102-0165	LED-48/48W/2700K	6600.9 lm	48 W	80
	102-0166	LED-48/48W/3000K	7056.1 lm	48 W	80
	102-0167	LED-48/48W/4000K	7739 lm	48 W	80
	102-0209	LED-48/72W/2200K	8542.5 lm	72 W	70
	102-0210	LED-48/72W/2700K	8875.3 lm	72 W	80
	102-0211	LED-48/72W/3000K	9541 lm	72 W	80
	102-0212	LED-48/72W/4000K	10206.6 lm	72 W	80
	102-0254	LED-48/96W/2200K	11981.7 lm	96 W	70
	102-0255	LED-48/96W/2700K	11981.7 lm	96 W	80
	102-0256	LED-48/96W/3000K	12869.2 lm	96 W	80
	102-0257	LED-48/96W/4000K	13756.8 lm	96 W	80
	102-0916	LED-48/144W/2200K	15608.5 lm	144 W	70
	102-0917	LED-48/144W/2700K	15608.5 lm	144 W	80
	102-0918	LED-48/144W/3000K	16857.1 lm	144 W	80
	102-0919	LED-48/144W/4000K	17897.7 lm	144 W	80
		102-0366	LED-48/72W/2200K	7618.4 lm	72 W
102-0367		LED-48/72W/2700K	7915.2 lm	72 W	80
102-0368		LED-48/72W/3000K	8508.9 lm	72 W	80
102-0369		LED-48/72W/4000K	9102.5 lm	72 W	80
[S71] asymmetric, side throw					