

### Beschreibung

IP66, SKI oder SKII. IK08. Korrosionsbeständiger Aluminiumguss. PCS beschichtete Edelstahlschrauben. 5CE Korrosionsschutz. CCG® Controlled Compression Gasket Dichtung. Abdeckung aus reflektionsfreiem Sicherheitsglas, abklappbar. Eingebaute elektronische Betriebsgeräte. CAD-optimierte OLC® One LED Concept Technik zur Lichtlenkung und Entblendung. Eingebaute LED Platine. Die Leuchte wird anschlussfertig geliefert und muss zur Installation nicht geöffnet werden. Drehbarer Stutzen, zur Verwendung der Leuchte zur Aufsatz- und Ansatzmontage. Bei Bestellung bitte angeben.

Zopfmaß Ø 76 x 100 mm. Ø 60 x 100 mm oder 42 x 100 mm optional erhältlich, bei Bestellung bitte angeben.

Für eine individuelle Lösung, die genau auf Ihre Bedürfnisse abgestimmt ist, wenden Sie sich bitte direkt an WE-EF oder Ihren lokalen WE-EF-Vertriebsmitarbeiter.

Photometrische Dateien (IES, LDT) für Lichtverteilungen [S61] [S65] [S70] [R60] [P65] [Q66] [A60] mit Backlight Shield auf Anfrage.

## Spezifikationen

### Materialbeschreibung

Gehäuse	Korrosionsbeständiger Aluminiumguss			
Abdeckung	Sicherheitsglas, entspiegelt			
Farben	<b>RAL9004</b> Signalschwarz	<b>RAL9007</b> Graualuminium	<b>RAL7016</b> Anthrazitgrau	<b>RAL9016</b> Verkehrsweiß
Dichtung	CCG® Controlled Compression Gasket			
Schrauben	PCS beschichtete Edelstahlschrauben			
Schutzart	IP66			
Schlagfestigkeit	IK08			

### Elektrische Beschreibung









Netz	220-240V / 50-60 Hz
Netzgerät / Vorschaltgerät	Eingebaute elektronische Betriebsgeräte. DALI
Energieeffizienz	C-D (Lichtquelle)

### Weitere Informationen

Lebensdauer	Ta=25° L90B10 > 90000h
-------------	------------------------





## Auswahl

## Lichtverteilung



-  [S60] asymmetrisch seitlich
-  [S65] asymmetrisch seitlich
-  [S70] asymmetrisch seitlich
-  [R60] rechteckig, vorwärts gerichtet
-  [P65] asymmetrisch seitlich, engstrahlend
-  [A60] asymmetrisch vorwärts gerichtet
-  [Q66] quadratisch
-  [P45R] Fußgängerüberweg, Rechtsverkehr
-  [P45L] Fußgängerüberweg, Linksverkehr

## Farbtemperaturen

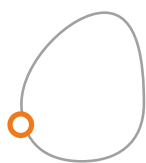
## Nominal Watt

	2200K	48 W
	2700K	72 W
	3000K	96 W
	4000K	144 W

## Konfigurationen

Lichtverteilung	Artikelnummer	Lichtquelle	Bemessungslichtstrom	Bemessungsleistung	CRI
 <p>[A60] asymmetrisch vorwärts gerichtet</p>	102-0179	LED-48/48W/2200K	6305 lm	48 W	70
	102-0180	LED-48/48W/2700K	6305 lm	48 W	80
	102-0180-70	LED-48/48W/2700K	6739.9 lm	48 W	70
	102-0181	LED-48/48W/3000K	6739.9 lm	48 W	80
	102-0181-70	LED-48/48W/3000K	7826.9 lm	48 W	70
	102-0182	LED-48/48W/4000K	7392.1 lm	48 W	80
	102-0182-70	LED-48/48W/4000K	8261.8 lm	48 W	70
	102-0224	LED-48/72W/2200K	7786.4 lm	72 W	70
	102-0225	LED-48/72W/2700K	8089.8 lm	72 W	80
	102-0225-70	LED-48/72W/2700K	8696.5 lm	72 W	70
	102-0226	LED-48/72W/3000K	8696.5 lm	72 W	80
	102-0226-70	LED-48/72W/3000K	9910 lm	72 W	70
	102-0227	LED-48/72W/4000K	9303.3 lm	72 W	80
	102-0227-70	LED-48/72W/4000K	10516.7 lm	72 W	70
	102-0269	LED-48/96W/2200K	10921.2 lm	96 W	70
	102-0270	LED-48/96W/2700K	10921.2 lm	96 W	80
	102-0270-70	LED-48/96W/2700K	11730.2 lm	96 W	70
	102-0271	LED-48/96W/3000K	11730.2 lm	96 W	80
	102-0271-70	LED-48/96W/3000K	13348.2 lm	96 W	70
	102-0272	LED-48/96W/4000K	12539.2 lm	96 W	80
	102-0272-70	LED-48/96W/4000K	14157.2 lm	96 W	70
	102-0928	LED-48/144W/2200K	14789.3 lm	144 W	70
	102-0929	LED-48/144W/2700K	14789.3 lm	144 W	80
	102-0929-70	LED-48/144W/2700K	18535.9 lm	144 W	70
	102-0930	LED-48/144W/3000K	15972.4 lm	144 W	80
	102-0930-70	LED-48/144W/3000K	19324.7 lm	144 W	70
	102-0931	LED-48/144W/4000K	16958.4 lm	144 W	80
102-0931-70	LED-48/144W/4000K	20113.4 lm	144 W	70	
 <p>[P45L] Fußgängerüberweg, Linksverkehr</p>	102-0194	LED-48/48W/2200K	6265.7 lm	48 W	70
	102-0195	LED-48/48W/2700K	6265.7 lm	48 W	80
	102-0195-70	LED-48/48W/2700K	6697.8 lm	48 W	70
	102-0196	LED-48/48W/3000K	6697.8 lm	48 W	80
	102-0196-70	LED-48/48W/3000K	7778.1 lm	48 W	70
	102-0197	LED-48/48W/4000K	7346 lm	48 W	80

Lichtverteilung	Artikelnummer	Lichtquelle	Bemessungslichtstrom	Bemessungsleistung	CRI
	102-0197-70	LED-48/48W/4000K	8210.2 lm	48 W	70
	102-0239	LED-48/72W/2200K	8318.3 lm	72 W	70
	102-0240	LED-48/72W/2700K	8642.4 lm	72 W	80
	102-0240-70	LED-48/72W/2700K	9290.5 lm	72 W	70
	102-0241	LED-48/72W/3000K	9290.5 lm	72 W	80
	102-0241-70	LED-48/72W/3000K	10586.9 lm	72 W	70
	102-0242	LED-48/72W/4000K	9938.7 lm	72 W	80
	102-0242-70	LED-48/72W/4000K	11235.1 lm	72 W	70
	102-0284	LED-48/96W/2200K	11667.2 lm	96 W	70
	102-0285	LED-48/96W/2700K	11667.2 lm	96 W	80
	102-0285-70	LED-48/96W/2700K	12531.4 lm	96 W	70
	102-0286	LED-48/96W/3000K	12531.4 lm	96 W	80
	102-0286-70	LED-48/96W/3000K	14259.9 lm	96 W	70
	102-0287	LED-48/96W/4000K	13395.7 lm	96 W	80
	102-0287-70	LED-48/96W/4000K	15124.1 lm	96 W	70
	102-0940	LED-48/144W/2200K	16204.4 lm	144 W	70
	102-0941	LED-48/144W/2700K	16204.4 lm	144 W	80
	102-0941-70	LED-48/144W/2700K	20309.6 lm	144 W	70
	102-0942	LED-48/144W/3000K	17500.8 lm	144 W	80
	102-0942-70	LED-48/144W/3000K	21173.8 lm	144 W	70
	102-0943	LED-48/144W/4000K	18581.1 lm	144 W	80
	102-0943-70	LED-48/144W/4000K	22038 lm	144 W	70
	102-0189	LED-48/48W/2200K	6265.7 lm	48 W	70
	102-0190	LED-48/48W/2700K	6265.7 lm	48 W	80
	102-0190-70	LED-48/48W/2700K	6697.8 lm	48 W	70
	102-0191	LED-48/48W/3000K	6697.8 lm	48 W	80
	102-0191-70	LED-48/48W/3000K	7778.1 lm	48 W	70
	102-0192	LED-48/48W/4000K	7346 lm	48 W	80
	102-0192-70	LED-48/48W/4000K	8210.2 lm	48 W	70
	102-0234	LED-48/72W/2200K	8318.3 lm	72 W	70
	102-0235	LED-48/72W/2700K	8642.4 lm	72 W	80
	102-0235-70	LED-48/72W/2700K	9290.5 lm	72 W	70
	102-0236	LED-48/72W/3000K	9290.5 lm	72 W	80
	102-0236-70	LED-48/72W/3000K	10586.9 lm	72 W	70
	102-0237	LED-48/72W/4000K	9938.7 lm	72 W	80
	102-0237-70	LED-48/72W/4000K	11235.1 lm	72 W	70






[P45R] Fußgängerüberweg,  
Rechtsverkehr

Lichtverteilung	Artikelnummer	Lichtquelle	Bemessungslichtstrom	Bemessungsleistung	CRI
	102-0279	LED-48/96W/2200K	11667.2 lm	96 W	70
	102-0280	LED-48/96W/2700K	11667.2 lm	96 W	80
	102-0280-70	LED-48/96W/2700K	12531.4 lm	96 W	70
	102-0281	LED-48/96W/3000K	12531.4 lm	96 W	80
	102-0281-70	LED-48/96W/3000K	14259.9 lm	96 W	70
	102-0282	LED-48/96W/4000K	13395.7 lm	96 W	80
	102-0282-70	LED-48/96W/4000K	15124.1 lm	96 W	70
	102-0936	LED-48/144W/2200K	16204.4 lm	144 W	70
	102-0937	LED-48/144W/2700K	16204.4 lm	144 W	80
	102-0937-70	LED-48/144W/2700K	20309.6 lm	144 W	70
	102-0938	LED-48/144W/3000K	17500.8 lm	144 W	80
	102-0938-70	LED-48/144W/3000K	21173.8 lm	144 W	70
	102-0939	LED-48/144W/4000K	18581.1 lm	144 W	80
	102-0939-70	LED-48/144W/4000K	22038 lm	144 W	70
	102-0174	LED-48/48W/2200K	6131.7 lm	48 W	70
	102-0175	LED-48/48W/2700K	6131.7 lm	48 W	80
	102-0175-70	LED-48/48W/2700K	6554.6 lm	48 W	70
	102-0176	LED-48/48W/3000K	6554.6 lm	48 W	80
	102-0176-70	LED-48/48W/3000K	7611.8 lm	48 W	70
	102-0177	LED-48/48W/4000K	7188.9 lm	48 W	80
	102-0177-70	LED-48/48W/4000K	8034.7 lm	48 W	70
	102-0219	LED-48/72W/2200K	7572.5 lm	72 W	70
	102-0220	LED-48/72W/2700K	7867.5 lm	72 W	80
	102-0220-70	LED-48/72W/2700K	8457.6 lm	72 W	70
	102-0221	LED-48/72W/3000K	8457.6 lm	72 W	80
	102-0221-70	LED-48/72W/3000K	9637.7 lm	72 W	70
	102-0222	LED-48/72W/4000K	9047.6 lm	72 W	80
	102-0222-70	LED-48/72W/4000K	10227.8 lm	72 W	70
	102-0264	LED-48/96W/2200K	10621.1 lm	96 W	70
	102-0265	LED-48/96W/2700K	10621.1 lm	96 W	80
	102-0265-70	LED-48/96W/2700K	11407.9 lm	96 W	70
	102-0266	LED-48/96W/3000K	11407.9 lm	96 W	80
	102-0266-70	LED-48/96W/3000K	12981.4 lm	96 W	70
	102-0267	LED-48/96W/4000K	12194.6 lm	96 W	80
	102-0267-70	LED-48/96W/4000K	13768.1 lm	96 W	70
	102-0924	LED-48/144W/2200K	14383.1 lm	144 W	70



[P65] asymmetrisch seitlich,  
engstrahlend

Lichtverteilung	Artikelnummer	Lichtquelle	Bemessungslichtstrom	Bemessungsleistung	CRI
 [Q66] quadratisch	102-0925	LED-48/144W/2700K	14383.1 lm	144 W	80
	102-0925-70	LED-48/144W/2700K	18026.8 lm	144 W	70
	102-0926	LED-48/144W/3000K	15533.7 lm	144 W	80
	102-0926-70	LED-48/144W/3000K	18793.9 lm	144 W	70
	102-0927	LED-48/144W/4000K	16492.6 lm	144 W	80
	102-0927-70	LED-48/144W/4000K	19561 lm	144 W	70
	102-0184	LED-48/48W/2200K	6198.8 lm	48 W	70
	102-0185	LED-48/48W/2700K	6198.8 lm	48 W	80
	102-0185-70	LED-48/48W/2700K	6626.3 lm	48 W	70
	102-0186	LED-48/48W/3000K	6626.3 lm	48 W	80
	102-0186-70	LED-48/48W/3000K	7695.1 lm	48 W	70
	102-0187	LED-48/48W/4000K	7267.6 lm	48 W	80
	102-0187-70	LED-48/48W/4000K	8122.6 lm	48 W	70
	102-0229	LED-48/72W/2200K	8252.2 lm	72 W	70
	102-0230	LED-48/72W/2700K	8573.7 lm	72 W	80
	102-0230-70	LED-48/72W/2700K	9216.7 lm	72 W	70
	102-0231	LED-48/72W/3000K	9216.7 lm	72 W	80
	102-0231-70	LED-48/72W/3000K	10502.8 lm	72 W	70
	102-0232	LED-48/72W/4000K	9859.8 lm	72 W	80
	102-0232-70	LED-48/72W/4000K	11145.8 lm	72 W	70
	102-0274	LED-48/96W/2200K	11574.5 lm	96 W	70
	102-0275	LED-48/96W/2700K	11574.5 lm	96 W	80
	102-0275-70	LED-48/96W/2700K	12431.9 lm	96 W	70
	102-0276	LED-48/96W/3000K	12431.9 lm	96 W	80
	102-0276-70	LED-48/96W/3000K	14146.6 lm	96 W	70
	102-0277	LED-48/96W/4000K	13289.2 lm	96 W	80
	102-0277-70	LED-48/96W/4000K	15004 lm	96 W	70
	102-0932	LED-48/144W/2200K	14657.9 lm	144 W	70
	102-0933	LED-48/144W/2700K	14657.9 lm	144 W	80
	102-0933-70	LED-48/144W/2700K	18371.3 lm	144 W	70
	102-0934	LED-48/144W/3000K	15830.6 lm	144 W	80
	102-0934-70	LED-48/144W/3000K	19153 lm	144 W	70
	102-0935	LED-48/144W/4000K	16807.8 lm	144 W	80
102-0935-70	LED-48/144W/4000K	19934.8 lm	144 W	70	
102-0169	LED-48/48W/2200K	6081.9 lm	48 W	70	
102-0170	LED-48/48W/2700K	6081.9 lm	48 W	80	

Lichtverteilung	Artikelnummer	Lichtquelle	Bemessungslichtstrom	Bemessungsleistung	CRI
 <p>[R60] rechteckig, vorwärts gerichtet</p>	102-0170-70	LED-48/48W/2700K	6501.4 lm	48 W	70
	102-0171	LED-48/48W/3000K	6501.4 lm	48 W	80
	102-0171-70	LED-48/48W/3000K	7550 lm	48 W	70
	102-0172	LED-48/48W/4000K	7130.5 lm	48 W	80
	102-0172-70	LED-48/48W/4000K	7969.4 lm	48 W	70
	102-0214	LED-48/72W/2200K	8423.3 lm	72 W	70
	102-0215	LED-48/72W/2700K	8751.4 lm	72 W	80
	102-0215-70	LED-48/72W/2700K	9407.8 lm	72 W	70
	102-0216	LED-48/72W/3000K	9407.8 lm	72 W	80
	102-0216-70	LED-48/72W/3000K	10720.5 lm	72 W	70
	102-0217	LED-48/72W/4000K	10064.2 lm	72 W	80
	102-0217-70	LED-48/72W/4000K	11376.9 lm	72 W	70
	102-0259	LED-48/96W/2200K	11814.4 lm	96 W	70
	102-0260	LED-48/96W/2700K	11814.4 lm	96 W	80
	102-0260-70	LED-48/96W/2700K	12689.6 lm	96 W	70
	102-0261	LED-48/96W/3000K	12689.6 lm	96 W	80
	102-0261-70	LED-48/96W/3000K	14439.9 lm	96 W	70
	102-0262	LED-48/96W/4000K	13564.7 lm	96 W	80
	102-0262-70	LED-48/96W/4000K	15315 lm	96 W	70
	102-0920	LED-48/144W/2200K	14519.4 lm	144 W	70
	102-0921	LED-48/144W/2700K	14519.4 lm	144 W	80
	102-0921-70	LED-48/144W/2700K	18197.6 lm	144 W	70
	102-0922	LED-48/144W/3000K	15680.9 lm	144 W	80
	102-0922-70	LED-48/144W/3000K	18972 lm	144 W	70
	102-0923	LED-48/144W/4000K	16648.9 lm	144 W	80
	102-0923-70	LED-48/144W/4000K	19746.3 lm	144 W	70
	 <p>[S60] asymmetrisch seitlich</p>	102-0154	LED-48/48W/2200K	6477.9 lm	48 W
102-0155		LED-48/48W/2700K	6477.9 lm	48 W	80
102-0155-70		LED-48/48W/2700K	6924.7 lm	48 W	70
102-0156		LED-48/48W/3000K	6924.7 lm	48 W	80
102-0156-70		LED-48/48W/3000K	8041.5 lm	48 W	70
102-0157		LED-48/48W/4000K	7594.8 lm	48 W	80
102-0157-70		LED-48/48W/4000K	8488.3 lm	48 W	70
102-0199		LED-48/72W/2200K	8373.5 lm	72 W	70
102-0200		LED-48/72W/2700K	8699.8 lm	72 W	80
102-0200-70		LED-48/72W/2700K	9352.3 lm	72 W	70

Lichtverteilung	Artikelnummer	Lichtquelle	Bemessungslichtstrom	Bemessungsleistung	CRI
	102-0201	LED-48/72W/3000K	9352.3 lm	72 W	80
	102-0201-70	LED-48/72W/3000K	10657.2 lm	72 W	70
	102-0202	LED-48/72W/4000K	10004.8 lm	72 W	80
	102-0202-70	LED-48/72W/4000K	11309.7 lm	72 W	70
	102-0244	LED-48/96W/2200K	11744.7 lm	96 W	70
	102-0245	LED-48/96W/2700K	11744.7 lm	96 W	80
	102-0245-70	LED-48/96W/2700K	12614.7 lm	96 W	70
	102-0246	LED-48/96W/3000K	12614.7 lm	96 W	80
	102-0246-70	LED-48/96W/3000K	14354.6 lm	96 W	70
	102-0247	LED-48/96W/4000K	13484.7 lm	96 W	80
	102-0247-70	LED-48/96W/4000K	15224.6 lm	96 W	70
	102-0908	LED-48/144W/2200K	15659.8 lm	144 W	70
	102-0909	LED-48/144W/2700K	15659.8 lm	144 W	80
	102-0909-70	LED-48/144W/2700K	19626.9 lm	144 W	70
	102-0910	LED-48/144W/3000K	16912.6 lm	144 W	80
	102-0910-70	LED-48/144W/3000K	20462.1 lm	144 W	70
	102-0911	LED-48/144W/4000K	17956.6 lm	144 W	80
	102-0911-70	LED-48/144W/4000K	21297.3 lm	144 W	70
	102-0159	LED-48/48W/2200K	6361.8 lm	48 W	70
	102-0160	LED-48/48W/2700K	6361.8 lm	48 W	80
	102-0160-70	LED-48/48W/2700K	6800.6 lm	48 W	70
	102-0161	LED-48/48W/3000K	6800.6 lm	48 W	80
	102-0161-70	LED-48/48W/3000K	7897.5 lm	48 W	70
	102-0162	LED-48/48W/4000K	7458.7 lm	48 W	80
	102-0162-70	LED-48/48W/4000K	8336.2 lm	48 W	70
	102-0204	LED-48/72W/2200K	8445.9 lm	72 W	70
	102-0205	LED-48/72W/2700K	8774.9 lm	72 W	80
	102-0205-70	LED-48/72W/2700K	9433.1 lm	72 W	70
	102-0206	LED-48/72W/3000K	9433.1 lm	72 W	80
	102-0206-70	LED-48/72W/3000K	10749.3 lm	72 W	70
	102-0207	LED-48/72W/4000K	10091.2 lm	72 W	80
	102-0207-70	LED-48/72W/4000K	11407.4 lm	72 W	70
	102-0249	LED-48/96W/2200K	11846.2 lm	96 W	70
	102-0250	LED-48/96W/2700K	11846.2 lm	96 W	80
	102-0250-70	LED-48/96W/2700K	12723.7 lm	96 W	70
	102-0251	LED-48/96W/3000K	12723.7 lm	96 W	80



[S65] asymmetrisch seitlich

Lichtverteilung	Artikelnummer	Lichtquelle	Bemessungslichtstrom	Bemessungsleistung	CRI
	102-0251-70	LED-48/96W/3000K	14478.7 lm	96 W	70
	102-0252	LED-48/96W/4000K	13601.2 lm	96 W	80
	102-0252-70	LED-48/96W/4000K	15356.2 lm	96 W	70
	102-0912	LED-48/144W/2200K	15795.2 lm	144 W	70
	102-0913-70	LED-48/144W/2700K	19796.6 lm	144 W	70
	102-0913	LED-48/144W/2700K	15795.2 lm	144 W	80
	102-0914	LED-48/144W/3000K	17058.8 lm	144 W	80
	102-0914-70	LED-48/144W/3000K	20639.1 lm	144 W	70
	102-0915	LED-48/144W/4000K	18111.8 lm	144 W	80
	102-0915-70	LED-48/144W/4000K	21481.5 lm	144 W	70
	102-0164	LED-48/48W/2200K	6600.9 lm	48 W	70
	102-0165	LED-48/48W/2700K	6600.9 lm	48 W	80
	102-0165-70	LED-48/48W/2700K	7056.1 lm	48 W	70
	102-0166	LED-48/48W/3000K	7056.1 lm	48 W	80
	102-0166-70	LED-48/48W/3000K	8194.2 lm	48 W	70
	102-0167	LED-48/48W/4000K	7739 lm	48 W	80
	102-0167-70	LED-48/48W/4000K	8649.4 lm	48 W	70
	102-0209	LED-48/72W/2200K	8542.5 lm	72 W	70
	102-0210	LED-48/72W/2700K	8875.3 lm	72 W	80
	102-0210-70	LED-48/72W/2700K	9541 lm	72 W	70
	102-0211	LED-48/72W/3000K	9541 lm	72 W	80
	102-0211-70	LED-48/72W/3000K	10872.3 lm	72 W	70
	102-0212	LED-48/72W/4000K	10206.6 lm	72 W	80
	102-0212-70	LED-48/72W/4000K	11537.9 lm	72 W	70
	102-0254	LED-48/96W/2200K	11981.7 lm	96 W	70
	102-0255	LED-48/96W/2700K	11981.7 lm	96 W	80
	102-0255-70	LED-48/96W/2700K	12869.2 lm	96 W	70
	102-0256	LED-48/96W/3000K	12869.2 lm	96 W	80
	102-0256-70	LED-48/96W/3000K	14644.3 lm	96 W	70
	102-0257	LED-48/96W/4000K	13756.8 lm	96 W	80
	102-0257-70	LED-48/96W/4000K	15531.8 lm	96 W	70
	102-0916	LED-48/144W/2200K	15608.5 lm	144 W	70
	102-0917	LED-48/144W/2700K	15608.5 lm	144 W	80
	102-0917-70	LED-48/144W/2700K	19562.6 lm	144 W	70
	102-0918	LED-48/144W/3000K	16857.1 lm	144 W	80
	102-0918-70	LED-48/144W/3000K	20395 lm	144 W	70



[S70] asymmetrisch seitlich

---

Lichtverteilung	Artikelnummer	Lichtquelle	Bemessungslichtstrom	Bemessungsleistung	CRI
	102-0919	LED-48/144W/4000K	17897.7 lm	144 W	80
	102-0919-70	LED-48/144W/4000K	21227.5 lm	144 W	70

---