

Description

IP66. IK10. Marine-grade, die-cast aluminium alloy. 5CE superior corrosion protection including PCS hardware. Safety glass lens, hinged. Silicone rubber gaskets.

Integral EC electronic converter. Advanced thermal management protects LEDs while optimising lumens output. Removable LED boards for upgrading. CAD-optimised optics for superior illumination and glare control. OLC® One LED Concept. Optional 2200 K version available. To be specified at time of ordering.

Specifications

Material description

Body	Marine-grade, die-cast aluminium alloy			
Lens	Safety glass lens, hinged			
Colours	RAL9004 Signal black	RAL9016 Traffic white	RAL7016 Anthracite grey	RAL9007 Grey aluminium
Gasket	Silicone rubber gasket			
Fasteners	PCS hardware			
Ingress protection	IP66			
Impact resistance	IK10			
Corrosion resistance	5CE			

Electrical description

Power supply	220-240V / 50-60 Hz
Driver / Ballast	Integral EC electronic converter

Additional information


Windage	0.0898 m ²
Lifetime	LED: >80,000 h Ta 25°(L70/B10) [br] Control gear: >50,000 h Ta 25°

Options

Light distribution

Colour temperature


Nominal Watt

 [S60] asymmetric, side throw



4000K

24 W


 [S70] asymmetric, side throw




3000K

48 W

72 W







 [A60] asymmetric, forward throw

 [S65] asymmetric, side throw

 [R65] rectangular, side throw

 [P65] pedestrian/bicycle lane

Configurations

Light distribution	Part ID	Light source	Rated lumens	Rated input power	CRI
 [A60] asymmetric, forward throw	127-8308	LED-12/24W/3000K	2862.6 lm	24 W	80
	127-8307	LED-12/24W/4000K	3060 lm	24 W	80
	127-8310	LED-24/48W/3000K	5725.2 lm	48 W	80
	127-8309	LED-24/48W/4000K	6120 lm	48 W	80
	127-8312	LED-36/72W/3000K	8587.8 lm	72 W	80
	127-8311	LED-36/72W/4000K	9180.1 lm	72 W	80
 [P65] pedestrian/bicycle lane	127-8360	LED-12/24W/3000K	2916.3 lm	24 W	80
	127-8361	LED-12/24W/4000K	3117.5 lm	24 W	80
	127-8362	LED-24/48W/3000K	5832.7 lm	48 W	80
	127-8363	LED-24/48W/4000K	6234.9 lm	48 W	80
	127-8364	LED-36/72W/3000K	8749 lm	72 W	80
	127-8365	LED-36/72W/4000K	9352.4 lm	72 W	80
 [R65] rectangular, side throw	127-8320	LED-12/24W/3000K	2788.5 lm	24 W	80
	127-8319	LED-12/24W/4000K	2980.8 lm	24 W	80
	127-8322	LED-24/48W/3000K	5577 lm	48 W	80
	127-8321	LED-24/48W/4000K	5961.7 lm	48 W	80
	127-8324	LED-36/72W/3000K	8365.5 lm	72 W	80
	127-8323	LED-36/72W/4000K	8942.5 lm	72 W	80
 [S60] asymmetric, side throw	127-8254	LED-12/24W/3000K	2982.2 lm	24 W	80
	127-8253	LED-12/24W/4000K	3187.9 lm	24 W	80
	127-8256	LED-24/48W/3000K	5964.4 lm	48 W	80
	127-8255	LED-24/48W/4000K	6375.7 lm	48 W	80
	127-8258	LED-36/72W/3000K	8946.6 lm	72 W	80
	127-8257	LED-36/72W/4000K	9563.6 lm	72 W	80
 [S65] asymmetric, side throw	127-8314	LED-12/24W/3000K	3046.9 lm	24 W	80
	127-8313	LED-12/24W/4000K	3257 lm	24 W	80
	127-8316	LED-24/48W/3000K	6093.8 lm	48 W	80
	127-8315	LED-24/48W/4000K	6514 lm	48 W	80
	127-8318	LED-36/72W/3000K	9140.7 lm	72 W	80
	127-8317	LED-36/72W/4000K	9771.1 lm	72 W	80
	127-8302	LED-12/24W/3000K	2943.8 lm	24 W	80
	127-8301	LED-12/24W/4000K	3146.8 lm	24 W	80
	127-8304	LED-24/48W/3000K	5887.6 lm	48 W	80
	127-8303	LED-24/48W/4000K	6293.7 lm	48 W	80

Light distribution	Part ID	Light source	Rated lumens	Rated input power	CRI
[S70] asymmetric, side throw	127-8306	LED-36/72W/3000K	8831.4 lm	72 W	80
	127-8305	LED-36/72W/4000K	9440.5 lm	72 W	80
