**Description**

IP55, Class I. Class II on request. IK10. Marine-grade, die-cast aluminium alloy. 5CE superior corrosion protection including PCS hardware. Silicone rubber gasket. Polycarbonate main lens. Integral EC electronic converter in thermally separated compartment. CAD-optimised optics for superior illumination and glare control. OLC® One LED Concept. Factory installed LED circuit board. The luminaire is factory-sealed and does not need to be opened during installation.

Optional 2200 K version available. To be specified at time of ordering.

Brackets to be ordered separately.

## Specifications

### Material description

Body	Marine-grade, die-cast aluminium alloy																
Lens	Polycarbonate lens																
Colours	<table><tr><td><b>RAL9004</b></td><td><b>RAL9006</b></td><td><b>RAL9016</b></td><td><b>RAL7016</b></td></tr><tr><td>Signal black</td><td>White aluminium</td><td>Traffic white</td><td>Anthracite grey</td></tr><tr><td><b>RAL9007</b></td><td></td><td></td><td></td></tr><tr><td>Grey aluminium</td><td></td><td></td><td></td></tr></table>	<b>RAL9004</b>	<b>RAL9006</b>	<b>RAL9016</b>	<b>RAL7016</b>	Signal black	White aluminium	Traffic white	Anthracite grey	<b>RAL9007</b>				Grey aluminium			
<b>RAL9004</b>	<b>RAL9006</b>	<b>RAL9016</b>	<b>RAL7016</b>														
Signal black	White aluminium	Traffic white	Anthracite grey														
<b>RAL9007</b>																	
Grey aluminium																	
Gasket	Silicone rubber gasket																
Fasteners	PCS Polymer Coated Stainless Steel Hardware																
Ingress protection	IP55																
Impact resistance	IK10																
Corrosion resistance	5CE																

### Electrical description


Power supply	220-240V / 50-60 Hz
Driver / Ballast	Integral EC electronic converter. DALI
Surge protection	6/6 kV (optional SP10)
Energy efficiency	C-D (Light source)

### Additional information

Windage	0.0930 m <sup>2</sup>
Lifetime	Ta=25° L90B10 > 90000h

## Options

### Light distribution

 [S65] asymmetric, side throw

 [R65] rectangular, side throw

### Colour temperature

 4000K

 3000K



 2700K

### Nominal Watt

24 W

48 W

## Configurations

Light distribution	Part ID	Light source	Rated lumens	Rated input power	CRI	
 <p>[R65] rectangular, side throw</p>	127-1431	LED-12/24W/2700K	2513.3 lm	24 W	80	
	127-1431-70	LED-12/24W/2700K	2699.4 lm	24 W	70	
	127-1272	LED-12/24W/3000K	2699.4 lm	24 W	80	
	127-1272-70	LED-12/24W/3000K	3071.8 lm	24 W	70	
	127-1273	LED-12/24W/4000K	2885.6 lm	24 W	80	
	127-1273-70	LED-12/24W/4000K	3257.9 lm	24 W	70	
	127-1432	LED-24/48W/2700K	5026.5 lm	48 W	80	
	127-1432-70	LED-24/48W/2700K	5398.9 lm	48 W	70	
	127-1274	LED-24/48W/3000K	5398.9 lm	48 W	80	
	127-1274-70	LED-24/48W/3000K	6143.5 lm	48 W	70	
	127-1275	LED-24/48W/4000K	5771.2 lm	48 W	80	
	127-1275-70	LED-24/48W/4000K	6515.9 lm	48 W	70	
	 <p>[S65] asymmetric, side throw</p>	127-1429	LED-12/24W/2700K	2756.3 lm	24 W	80
		127-1429-70	LED-12/24W/2700K	2960.5 lm	24 W	70
127-1268		LED-12/24W/3000K	2960.5 lm	24 W	80	
127-1268-70		LED-12/24W/3000K	3368.8 lm	24 W	70	
127-1269		LED-12/24W/4000K	3164.6 lm	24 W	80	
127-1269-70		LED-12/24W/4000K	3573 lm	24 W	70	
127-1430		LED-24/48W/2700K	5512.6 lm	48 W	80	
127-1430-70		LED-24/48W/2700K	5920.9 lm	48 W	70	
127-1270		LED-24/48W/3000K	5920.9 lm	48 W	80	
127-1270-70		LED-24/48W/3000K	6737.6 lm	48 W	70	
127-1271		LED-24/48W/4000K	6329.3 lm	48 W	80	
127-1271-70		LED-24/48W/4000K	7146 lm	48 W	70	