

### Description

IP55, Class I. Cass II on request. IK10. Marine-grade, die-cast aluminium alloy. 5CE superior corrosion protection including PCS hardware. Silicone rubber gasket. Polycarbonate main lens. Integral EC electronic converter in thermally separated compartment. CAD-optimised optics for superior illumination and glare control. OLC® One LED Concept. Factory installed LED circuit board. The luminaire is factory-sealed and does not need to be opened during installation.

Optional 2200 K version available. To be specified at time of ordering.

Brackets to be ordered separately.

## Specifications

### Material description

Body	Marine-grade, die-cast aluminium alloy																
Lens	Polycarbonate																
Colours	<table><tr><td><b>RAL9004</b></td><td><b>RAL9006</b></td><td><b>RAL9016</b></td><td><b>RAL7016</b></td></tr><tr><td>Signal black</td><td>White aluminium</td><td>Traffic white</td><td>Anthracite grey</td></tr><tr><td><b>RAL9007</b></td><td></td><td></td><td></td></tr><tr><td>Grey aluminium</td><td></td><td></td><td></td></tr></table>	<b>RAL9004</b>	<b>RAL9006</b>	<b>RAL9016</b>	<b>RAL7016</b>	Signal black	White aluminium	Traffic white	Anthracite grey	<b>RAL9007</b>				Grey aluminium			
<b>RAL9004</b>	<b>RAL9006</b>	<b>RAL9016</b>	<b>RAL7016</b>														
Signal black	White aluminium	Traffic white	Anthracite grey														
<b>RAL9007</b>																	
Grey aluminium																	
Gasket	Silicone rubber gasket																
Fasteners	PCS Polymer Coated Stainless Steel Hardware																
Ingress protection	IP55																
Impact resistance	IK10																
Corrosion resistance	5CE																

### Electrical description


Power supply	220-240V / 50-60 Hz
Driver / Ballast	Integral EC electronic converter. DALI
Surge protection	6/6 kV (optional SP10)
Energy efficiency	C-D (Light source)

### Additional information

Windage	0.1246 m <sup>2</sup>
Lifetime	Ta=25° L90B10 > 90000h




## Options

### Light distribution

 [S65] asymmetric, side throw

 [R65] rectangular, side throw



### Colour temperature

	3000K
	4000K
	2700K

### Nominal Watt

48 W  
72 W

**Configurations**

Light distribution	Part ID	Light source	Rated lumens	Rated input power	CRI	
 <p>[R65] rectangular, side throw</p>	127-1435	LED-24/48W/2700K	5026.5 lm	48 W	80	
	127-1435-70	LED-24/48W/2700K	5398.9 lm	48 W	70	
	127-1306	LED-24/48W/3000K	5398.9 lm	48 W	80	
	127-1306-70	LED-24/48W/3000K	6143.5 lm	48 W	70	
	127-1307	LED-24/48W/4000K	5771.2 lm	48 W	80	
	127-1307-70	LED-24/48W/4000K	6515.9 lm	48 W	70	
	127-1436	LED-36/72W/2700K	7539.8 lm	72 W	80	
	127-1436-70	LED-36/72W/2700K	8098.3 lm	72 W	70	
	127-1308	LED-36/72W/3000K	8098.3 lm	72 W	80	
	127-1308-70	LED-36/72W/3000K	9215.3 lm	72 W	70	
	127-1309	LED-36/72W/4000K	8656.8 lm	72 W	80	
	127-1309-70	LED-36/72W/4000K	9773.8 lm	72 W	70	
	 <p>[S65] asymmetric, side throw</p>	127-1433	LED-24/48W/2700K	5512.6 lm	48 W	80
		127-1433-70	LED-24/48W/2700K	5920.9 lm	48 W	70
127-1302		LED-24/48W/3000K	5920.9 lm	48 W	80	
127-1302-70		LED-24/48W/3000K	6737.6 lm	48 W	70	
127-1303		LED-24/48W/4000K	6329.3 lm	48 W	80	
127-1303-70		LED-24/48W/4000K	7146 lm	48 W	70	
127-1434		LED-36/72W/2700K	8268.9 lm	72 W	80	
127-1434-70		LED-36/72W/2700K	8881.4 lm	72 W	70	
127-1304		LED-36/72W/3000K	8881.4 lm	72 W	80	
127-1304-70		LED-36/72W/3000K	10106.4 lm	72 W	70	
127-1305		LED-36/72W/4000K	9493.9 lm	72 W	80	
127-1305-70		LED-36/72W/4000K	10718.9 lm	72 W	70	