

Description

IP66. IK10. Marine-grade, die-cast aluminium alloy. 5CE superior corrosion protection + primer including PCS hardware. PMMA lens. Silicone CCG® Controlled Compression Gasket. Integral EC electronic converter in thermally separated compartment. Advanced thermal management protects LEDs while optimising lumens output. CAD-optimised optics for superior illumination and glare control. Integrated side and rear cable entries for installation flexibility.

Optional 1-10 V analogue dimming interface.

Specifications

Material description

Body	Marine-grade, die-cast aluminium alloy
Lens	PMMA lens
Colours	RAL9004 Signal black
Gasket	Silicone CCG® Controlled Compression Gasket
Fasteners	PCS Polymer Coated Stainless Steel Hardware (unpainted)
Corrosion resistance	5CE+Primer

Electrical description


Power supply	230V / 50 Hz
Driver / Ballast	Integral EC electronic converter
Energy efficiency	The product is supplied with 10-year warranty. Please refer to the LED Warranty Statement located on www.we-ef.com for further details.


Additional information


Lifetime	LED >60,000 h Ta 25° (L70/B10) Control gear >50,000 h Ta 25°
----------	---


Options


Light distribution


 [S60] asymmetric, side throw


 [S70] asymmetric, side throw

 [A60] asymmetric, forward throw

 [S65] asymmetric, side throw

 [R65] rectangular, side throw

 [B65] bi-symmetric, wide beam

 [Q65] square distribution

Colour temperature

 4000K

 3000K







Nominal Watt


12 W

24 W

36 W

Configurations

Light distribution	Part ID	Light source	Rated lumens	Rated input power	CRI
 <p>[A60] asymmetric, forward throw</p>	195-8513	LED-6/12W/3000K	1429.5 lm	12 W	80
	195-8512	LED-6/12W/4000K	1528.1 lm	12 W	80
	195-8515	LED-12/24W/3000K	2859.1 lm	24 W	80
	195-8514	LED-12/24W/4000K	3056.2 lm	24 W	80
	195-8517	LED-18/36W/3000K	4288.6 lm	36 W	80
	195-8516	LED-18/36W/4000K	4584.4 lm	36 W	80
 <p>[B65] bi-symmetric, wide beam</p>	195-8531	LED-6/12W/3000K	1461.6 lm	12 W	80
	195-8530	LED-6/12W/4000K	1562.4 lm	12 W	80
	195-8533	LED-12/24W/3000K	2923.2 lm	24 W	80
	195-8532	LED-12/24W/4000K	3124.8 lm	24 W	80
	195-8538	LED-18/36W/3000K	4384.7 lm	36 W	80
	195-8537	LED-18/36W/4000K	4687.1 lm	36 W	80
 <p>[Q65] square distribution</p>	195-8535	LED-18/36W/3000K	4410.1 lm	36 W	80
	195-8534	LED-18/36W/4000K	4714.2 lm	36 W	80
 <p>[R65] rectangular, side throw</p>	195-8525	LED-6/12W/3000K	1358.1 lm	12 W	80
	195-8524	LED-6/12W/4000K	1451.8 lm	12 W	80
	195-8527	LED-12/24W/3000K	2716.2 lm	24 W	80
	195-8526	LED-12/24W/4000K	2903.5 lm	24 W	80
	195-8529	LED-18/36W/3000K	4074.3 lm	36 W	80
	195-8528	LED-18/36W/4000K	4355.3 lm	36 W	80
 <p>[S60] asymmetric, side throw</p>	195-8501	LED-6/12W/3000K	1511.3 lm	12 W	80
	195-8500	LED-6/12W/4000K	1615.6 lm	12 W	80
	195-8503	LED-12/24W/3000K	3022.7 lm	24 W	80
	195-8502	LED-12/24W/4000K	3231.1 lm	24 W	80
	195-8505	LED-18/36W/3000K	4534 lm	36 W	80
	195-8504	LED-18/36W/4000K	4846.7 lm	36 W	80
 <p>[S65] asymmetric, side throw</p>	195-8519	LED-6/12W/3000K	1534.7 lm	12 W	80
	195-8518	LED-6/12W/4000K	1640.5 lm	12 W	80
	195-8521	LED-12/24W/3000K	3069.3 lm	24 W	80
	195-8520	LED-12/24W/4000K	3281 lm	24 W	80
	195-8523	LED-18/36W/3000K	4604 lm	36 W	80
	195-8522	LED-18/36W/4000K	4921.5 lm	36 W	80

Light distribution	Part ID	Light source	Rated lumens	Rated input power	CRI
 [S70] asymmetric, side throw	195-8507	LED-6/12W/3000K	1435 lm	12 W	80
	195-8506	LED-6/12W/4000K	1534 lm	12 W	80
	195-8509	LED-12/24W/3000K	2870 lm	24 W	80
	195-8508	LED-12/24W/4000K	3067.9 lm	24 W	80
	195-8511	LED-18/36W/3000K	4305 lm	36 W	80
	195-8510	LED-18/36W/4000K	4601.9 lm	36 W	80