

Description

IP66, Class I. Class II on request. IK08. Marine-grade, die-cast aluminium alloy. 5CE superior corrosion protection including PCS hardware. Silicone CCG® Controlled Compression Gasket. RFC® Reflection Free Contour main lens. Integral EC electronic converter in thermally separated compartment. CAD-optimised optics for superior illumination and glare control. OLC® One LED Concept. Factory installed LED circuit board. The luminaire is factory-sealed and does not need to be opened during installation. Optional 2200 K version available. To be specified at time of ordering.

Includes cable connector, for cable 9-14 mm. +/- 14° adjustable to compensate for sloping catenary systems.

Specifications

Material description

Colours	RAL9004	RAL9006	RAL9016	RAL7016
	Signal black	White aluminium	Traffic white	Anthracite grey
	RAL9007			
	Grey aluminium			
	Ingress protection	IP66		
Impact resistance	IK08			







Electrical description

Power supply	220-240V / 50-60 Hz
Surge protection	6/6 kV (optional SP10)
Energy efficiency	C-D (Light source)



Additional information

Lifetime	Ta=25° L90B10 > 90000h
----------	------------------------

Options

Light distribution	Colour temperature	Nominal Watt
 [C50]	 3000K	36 W
	 4000K	72 W
 [R]	 4000K	108 W
	 2700K	

Configurations

Light distribution	Part ID	Light source	Rated lumens	Rated input power	CRI	
 [C50]	105-0249	LED-36/36W/2700K	4929 lm	36 W	80	
	105-0249-70	LED-36/36W/2700K	5268.9 lm	36 W	70	
	105-0138	LED-36/36W/3000K	5268.9 lm	36 W	80	
	105-0138-70	LED-36/36W/3000K	6118.7 lm	36 W	70	
	105-0139	LED-36/36W/4000K	5778.8 lm	36 W	80	
	105-0139-70	LED-36/36W/4000K	6458.7 lm	36 W	70	
	105-0250	LED-36/72W/2700K	8734.4 lm	72 W	80	
	105-0250-70	LED-36/72W/2700K	9381.4 lm	72 W	70	
	105-0146	LED-36/72W/3000K	9381.4 lm	72 W	80	
	105-0146-70	LED-36/72W/3000K	10675.4 lm	72 W	70	
	105-0147	LED-36/72W/4000K	10028.4 lm	72 W	80	
	105-0147-70	LED-36/72W/4000K	11322.4 lm	72 W	70	
	105-0251	LED-36/108W/2700K	13379.7 lm	108 W	80	
	105-0251-70	LED-36/108W/2700K	15337.7 lm	108 W	70	
	105-0150	LED-36/108W/3000K	14032.3 lm	108 W	80	
	105-0150-70	LED-36/108W/3000K	15990.3 lm	108 W	70	
	105-0151	LED-36/108W/4000K	14685 lm	108 W	80	
	105-0151-70	LED-36/108W/4000K	16643 lm	108 W	70	
	 [R]	105-0252	LED-36/36W/2700K	4875.7 lm	36 W	80
		105-0252-70	LED-36/36W/2700K	5212 lm	36 W	70
105-0140		LED-36/36W/3000K	5212 lm	36 W	80	
105-0140-70		LED-36/36W/3000K	6052.7 lm	36 W	70	
105-0141		LED-36/36W/4000K	5716.4 lm	36 W	80	
105-0141-70		LED-36/36W/4000K	6388.9 lm	36 W	70	
105-0253		LED-36/72W/2700K	8639.9 lm	72 W	80	
105-0253-70		LED-36/72W/2700K	9279.9 lm	72 W	70	
105-0148		LED-36/72W/3000K	9279.9 lm	72 W	80	
105-0148-70		LED-36/72W/3000K	10559.9 lm	72 W	70	
105-0149		LED-36/72W/4000K	9919.9 lm	72 W	80	
105-0149-70		LED-36/72W/4000K	11199.9 lm	72 W	70	
105-0254		LED-36/108W/2700K	13009.8 lm	108 W	80	
105-0254-70		LED-36/108W/2700K	14913.7 lm	108 W	70	
105-0152		LED-36/108W/3000K	13644.5 lm	108 W	80	
105-0152-70		LED-36/108W/3000K	15548.3 lm	108 W	70	

Light distribution	Part ID	Light source	Rated lumens	Rated input power	CRI
	105-0153	LED-36/108W/4000K	14279.1 lm	108 W	80
	105-0153-70	LED-36/108W/4000K	16183 lm	108 W	70
