

Description

IP66, Class I. Class II on request. IK07. Marine-grade, die-cast aluminium alloy. 5CE superior corrosion protection including PCS hardware. Silicone CCG® gasket. Safety glass lens. Two cable entries. Integral EC electronic converter in thermally separated compartment. CAD-optimised optics for superior illumination and glare control. OLC® One LED Concept. Factory installed LED circuit board.

Other standardised housing lengths, 250 mm and 300 mm available on request.

Optional 2200 K version available. To be specified at time of ordering.

Specifications

Material description

Colours	RAL9004 Signal black	RAL9006 White aluminium	RAL9007 Grey aluminium
Ingress protection	IP66		
Impact resistance	IK07		

Electrical description

Power supply	220-240V / 50-60 Hz
Driver / Ballast	Integral EC electronic converter in thermally separated compartment
Energy efficiency	C-D (Light source)

Additional information

Lifetime	T _a =40° L90B10 > 90000h
----------	-------------------------------------

Options

Light distribution



[B] symmetric, wide beam



[M] symmetric, medium beam



[EE] symmetric, very narrow beam



[EES] symmetric, very narrow beam, sharp cut-off

Colour temperature



2700K



3000K







4000K

Nominal Watt

12 W

Configurations

Light distribution	Part ID	Light source	Rated lumens	Rated input power	CRI
	134-2077	LED-6/12W/2700K	1070 lm	12 W	80
	134-2078	LED-6/12W/3000K	1149.2 lm	12 W	80
	134-2079	LED-6/12W/4000K	1228.5 lm	12 W	80
[B] symmetric, wide beam					
	134-2083	LED-6/12W/2700K	1347.7 lm	12 W	80
	134-2084	LED-6/12W/3000K	1447.6 lm	12 W	80
	134-2085	LED-6/12W/4000K	1547.4 lm	12 W	80
[EE] symmetric, very narrow beam					
	134-2086	LED-6/12W/2700K	1424 lm	12 W	80
	134-2087	LED-6/12W/3000K	1529.5 lm	12 W	80
	134-2088	LED-6/12W/4000K	1635 lm	12 W	80
[EES] symmetric, very narrow beam, sharp cut-off					
	134-2080	LED-6/12W/2700K	1201.1 lm	12 W	80
	134-2081	LED-6/12W/3000K	1290.1 lm	12 W	80
	134-2082	LED-6/12W/4000K	1379 lm	12 W	80
[M] symmetric, medium beam					