

Description

IP66, Class I. Class II on request. IK07. Marine-grade, all aluminium construction. 5CE superior corrosion protection including PCS hardware. Silicone CCG® gasket. Safety glass lens. Two cable entries. Integral EC electronic converter in thermally separated compartment. CAD-optimised optics for superior illumination and glare control. Factory installed LED circuit board. The luminaire is factory-sealed and does not need to be opened during installation.

Other standardised housing lengths, 190 mm and 300 mm available on request.

Optional 2200 K version available. To be specified at time of ordering.

Specifications

Material description

Colours	RAL9004 Signal black	RAL9007 Grey aluminium	RAL7016 Anthracite grey	RAL9016 Traffic white
Ingress protection	IP66			
Impact resistance	IK07			

Electrical description

Power supply	220-240V / 50-60 Hz
Driver / Ballast	Integral EC electronic converter in thermally-separated compartment

Additional information

Lifetime	Ta=25° L90B10 > 90000h
----------	------------------------

Options

Light distribution

Colour temperature

Nominal Watt



[B] symmetric, wide beam



2700K

24 W




[M] symmetric, medium beam



3000K



[EE] symmetric, very narrow beam







4000K



[EES] symmetric, very narrow beam, sharp cut-off

Configurations

Light distribution	Part ID	Light source	Rated lumens	Rated input power	CRI
	134-2158	LED-12/24W/2700K	2382.4 lm	24 W	80
	134-2159	LED-12/24W/3000K	2558.9 lm	24 W	80
	134-2160	LED-12/24W/4000K	2735.4 lm	24 W	80
[B] symmetric, wide beam					
	134-2164	LED-12/24W/2700K	2880.3 lm	24 W	80
	134-2165	LED-12/24W/3000K	3093.7 lm	24 W	80
	134-2166	LED-12/24W/4000K	3307 lm	24 W	80
[EE] symmetric, very narrow beam					
	134-2167	LED-12/24W/2700K	2947.4 lm	24 W	80
	134-2168	LED-12/24W/3000K	3165.7 lm	24 W	80
	134-2169	LED-12/24W/4000K	3384 lm	24 W	80
[EES] symmetric, very narrow beam, sharp cut-off					
	134-2161	LED-12/24W/2700K	2875.2 lm	24 W	80
	134-2162	LED-12/24W/3000K	3088.2 lm	24 W	80
	134-2163	LED-12/24W/4000K	3301.2 lm	24 W	80
[M] symmetric, medium beam					