

Description

IP66, Class I. IK07. Marine-grade, die-cast aluminum alloy. 5CE superior corrosion protection including PCS hardware. Silicone CCG® Controlled Compression Gasket. Safety glass lens. Two cable entries. Integral driver, thermally separated. CAD-optimized optics for superior illumination and glare control. OLC® One LED Concept. Factory installed LED circuit board. 0-10V Dimming comes standard with luminaire.

Optional 2200 K version available, to be specified at time of ordering.

Specify product with 7 Digit product code - Finish Color. Accessories, such as mounting, optical, and electrical, must be specified separately.

Example: XXX-XXXX - 9004 (Black)
+ XXX-XXXX (Accessory 1)

Specifications

Material description

Colors	RAL9004 Signal black	RAL9007 Grey aluminium	RAL9016 Traffic white	RAL8019 Grey brown
Ingress protection	IP66			
Impact resistance	IK07			

Electrical description

Power supply	220-240V / 50-60 Hz
Driver / Ballast	Integral EC electronic converter in thermally-separated compartment

Additional information

Listings	Contact WE-EF USA for ETL/UL certification status.
Lifetime	Ta=25°/40° L90B10 > 90000h

Options

Light distribution

Color temperature

Nominal Watt



[B] symmetric, wide beam



2700K

24 W



[M] symmetric, medium beam



3000K



[EE] symmetric, very narrow beam







4000K



[EES] symmetric, very narrow beam, sharp cut-off

Configurations

Light distribution	Part ID	Light source	Delivered lumens	Rated input power	CRI
	134-2158	LED-12/24W/2700K	2382.4 lm	24 W	80
	134-2159	LED-12/24W/3000K	2558.9 lm	24 W	80
	134-2160	LED-12/24W/4000K	2735.4 lm	24 W	80
[B] symmetric, wide beam					
	134-2164	LED-12/24W/2700K	2880.3 lm	24 W	80
	134-2165	LED-12/24W/3000K	3093.7 lm	24 W	80
	134-2166	LED-12/24W/4000K	3307 lm	24 W	80
[EE] symmetric, very narrow beam					
	134-2167	LED-12/24W/2700K	2947.4 lm	24 W	80
	134-2168	LED-12/24W/3000K	3165.7 lm	24 W	80
	134-2169	LED-12/24W/4000K	3384 lm	24 W	80
[EES] symmetric, very narrow beam, sharp cut-off					
	134-2161	LED-12/24W/2700K	2875.2 lm	24 W	80
	134-2162	LED-12/24W/3000K	3088.2 lm	24 W	80
	134-2163	LED-12/24W/4000K	3301.2 lm	24 W	80
[M] symmetric, medium beam					