

Description

IP66, Class I. IK07. Marine-grade, all aluminium construction. 5CE superior corrosion protection + primer including PCS hardware. Silicone CCG® gasket. Safety glass lens. Two cable entries. Integral EC electronic converter in thermally separated compartment. CAD-optimised optics for superior illumination and glare control. Factory installed LED circuit board. The luminaire is factory-sealed and does not need to be opened during installation.

Other standardised housing lengths, 190 mm and 250 mm available on request.

Specifications

Material description

Colours	RAL9004 Signal black	RAL9006 White aluminium	RAL9007 Grey aluminium
Ingress protection	IP66		
Impact resistance	IK07		
Corrosion resistance	5CE+Primer		

Electrical description

Power supply	220-240V / 50-60 Hz
Driver / Ballast	Integral EC electronic converter in thermally-separated compartment

Additional information

Lifetime	T _a =40° L90B10 > 90000h
----------	-------------------------------------

Options

Light distribution



[B] symmetric, wide beam



[M] symmetric, medium beam



[EE] symmetric, very narrow beam



[EES] symmetric, very narrow beam, sharp cut-off

Colour temperature



2700K



3000K







4000K

Nominal Watt

48 W

Configurations

Light distribution	Part ID	Light source	Rated lumens	Rated input power	CRI
	134-2246	LED-24/48W/2700K	4916.1 lm	48 W	80
	134-2247	LED-24/48W/3000K	5280.3 lm	48 W	80
	134-2248	LED-24/48W/4000K	5644.5 lm	48 W	80
[B] symmetric, wide beam					
	134-2252	LED-24/48W/2700K	5546.8 lm	48 W	80
	134-2253	LED-24/48W/3000K	5957.7 lm	48 W	80
	134-2254	LED-24/48W/4000K	6368.6 lm	48 W	80
[EE] symmetric, very narrow beam					
	134-2255	LED-24/48W/2700K	5785.2 lm	48 W	80
	134-2256	LED-24/48W/3000K	6213.7 lm	48 W	80
	134-2257	LED-24/48W/4000K	6642.2 lm	48 W	80
[EES] symmetric, very narrow beam, sharp cut-off					
	134-2249	LED-24/48W/2700K	5378.5 lm	48 W	80
	134-2250	LED-24/48W/3000K	5776.9 lm	48 W	80
	134-2251	LED-24/48W/4000K	6175.3 lm	48 W	80
[M] symmetric, medium beam					