**Description**

IP65, Class I. IK07. Marine-grade, die-cast aluminium alloy. 5CE superior corrosion protection including PCS hardware. Safety glass lens, hinged. Silicone rubber gasket.

Integral EC electronic converter in thermally-separated compartment. Advanced thermal management protects LEDs while optimising lumens output. CAD-optimised optics for superior illumination and glare control. OLC_R_ One LED Concept. Two cable entries.

Specifications

Material description

Body	Marine-grade, die-cast aluminium alloy			
Lens	Safety glass lens, hinged			
Colours	RAL9004	RAL9016	RAL7016	RAL9007
	Signal black	Traffic white	Anthracite grey	Grey aluminium
Gasket	Silicone rubber gasket			
Fasteners	PCS hardware			
Ingress protection	IP65			
Impact resistance	IK07			
Corrosion resistance	5CE			

Electrical description

Power supply	220-240V / 50-60 Hz
Driver / Ballast	Integral EC electronic converter in thermally-separated compartment
Surge protection	1/2 kV
Energy efficiency	C-D (Light source)

Additional information

Lifetime	Ta=25° L90B10 > 90000h
----------	------------------------

Options

Light distribution



[B] symmetric, wide beam



[EE] symmetric, very narrow beam



[EES] symmetric, very narrow beam, sharp cut-off




[M] symmetric, medium beam

Colour temperature



3000K



4000K







2700K

Nominal Watt

24 W

Configurations

Light distribution	Part ID	Light source	Rated lumens	Rated input power	CRI
	134-1949	LED-12/24W/2700K	2522.3 lm	24 W	80
	134-1424	LED-12/24W/3000K	2709.2 lm	24 W	80
	134-1428	LED-12/24W/4000K	2896 lm	24 W	80
[B] symmetric, wide beam					
	134-1951	LED-12/24W/2700K	2684.8 lm	24 W	80
	134-1426	LED-12/24W/3000K	2883.7 lm	24 W	80
[EE] symmetric, very narrow beam					
	134-1952	LED-12/24W/2700K	2865.6 lm	24 W	80
	134-1427	LED-12/24W/3000K	3077.9 lm	24 W	80
	134-1431	LED-12/24W/4000K	3290.2 lm	24 W	80
[EES] symmetric, very narrow beam, sharp cut-off					
	134-1950	LED-12/24W/2700K	2791.8 lm	24 W	80
	134-1429	LED-12/24W/4000K	3205.4 lm	24 W	80
[M] symmetric, medium beam					