

Description

IP65, Class I. Class II on request. IK07. Marine-grade, die-cast aluminium alloy. 5CE superior corrosion protection including PCS hardware. Silicone rubber gasket. Safety glass lens, hinged. Frame with safety catch. Two cable entries. Integral EC electronic converter in thermally separated compartment. CAD-optimised optics for superior illumination and glare control. OLC® One LED Concept. Factory installed LED circuit board.

Optional 2200 K version available. To be specified at time of ordering.

Specifications

Material description

Body	Marine-grade die-cast aluminium alloy
Lens	Safety glass lens, hinged
Colours	<div style="display: flex; justify-content: space-around; align-items: flex-start;"> <div style="text-align: center;"> <div style="background-color: black; color: white; padding: 5px; width: 60px; height: 25px; margin: 0 auto;">RAL9004</div> <p>Signal black</p> </div> <div style="text-align: center;"> <div style="background-color: #cccccc; padding: 5px; width: 60px; height: 25px; margin: 0 auto;">RAL9006</div> <p>White aluminium</p> </div> <div style="text-align: center;"> <div style="background-color: #e0e0e0; padding: 5px; width: 60px; height: 25px; margin: 0 auto;">RAL9016</div> <p>Traffic white</p> </div> <div style="text-align: center;"> <div style="background-color: #333333; color: white; padding: 5px; width: 60px; height: 25px; margin: 0 auto;">RAL7016</div> <p>Anthracite grey</p> </div> </div>
	<div style="text-align: center; margin-top: 10px;"> <div style="background-color: #999999; padding: 5px; width: 60px; height: 25px; margin: 0 auto;">RAL9007</div> <p>Grey aluminium</p> </div>
Gasket	Silicone rubber gasket
Fasteners	PCS Polymer Coated Stainless Steel Hardware
Ingress protection	IP65
Impact resistance	IK07
Corrosion resistance	5CE

Electrical description

Power supply	220-240V / 50-60 Hz
Driver / Ballast	Standard. Optional DALI version available. To be specified at time of ordering.
Surge protection	1/2 kV
Energy efficiency	C-D (Light source)

Additional information

Lifetime	Ta=25° L90B10 > 90000h
----------	------------------------

Options

Light distribution	Colour temperature	Nominal Watt
--------------------	--------------------	--------------



[B]



3000K

24 W



[M]



4000K



[EE]







2700K



[EES]

Configurations

Light distribution	Part ID	Light source	Rated lumens	Rated input power	CRI
	134-1949	LED-12/24W/2700K	2522.3 lm	24 W	80
	134-1424	LED-12/24W/3000K	2709.2 lm	24 W	80
	134-1428	LED-12/24W/4000K	2896 lm	24 W	80
[B]					
	134-1951	LED-12/24W/2700K	2684.8 lm	24 W	80
	134-1951	LED-12/24W/2700K	2684.8 lm	24 W	80
	134-1426	LED-12/24W/3000K	2883.7 lm	24 W	80
	134-1426	LED-12/24W/3000K	2883.7 lm	24 W	80
	134-1430	LED-12/24W/4000K	3082.5 lm	24 W	80
[EE]					
	134-1952	LED-12/24W/2700K	2865.6 lm	24 W	80
	134-1952	LED-12/24W/2700K	2865.6 lm	24 W	80
	134-1427	LED-12/24W/3000K	3077.9 lm	24 W	80
	134-1427	LED-12/24W/3000K	3077.9 lm	24 W	80
	134-1431	LED-12/24W/4000K	3290.2 lm	24 W	80
	134-1431	LED-12/24W/4000K	3290.2 lm	24 W	80
[EES]					
	134-1950	LED-12/24W/2700K	2791.8 lm	24 W	80
	134-1950	LED-12/24W/2700K	2791.8 lm	24 W	80
	134-1425	LED-12/24W/3000K	2998.6 lm	24 W	80
	134-1425	LED-12/24W/3000K	2998.6 lm	24 W	80
	134-1429	LED-12/24W/4000K	3205.4 lm	24 W	80
	134-1429	LED-12/24W/4000K	3205.4 lm	24 W	80
[M]					