

Description

IP65. Class I. IK07. Marine-grade, die-cast aluminum alloy. 5CE superior corrosion protection including PCS hardware. Silicone CCG® Controlled Compression Gasket. Safety glass lens, hinged. CAD-optimized optics for superior illumination and glare control. Integral driver in thermally separated compartment. OLC® One LED Concept. Factory-installed LED circuit board. 0-10V Dimming comes standard with luminaire. Frame with safety catch.

Suitable for installation over recessed junction box.

Specify product with 7 Digit product code - Finish Color. Accessories, such as mounting, optical, and electrical, must be specified separately.

Example: XXX-XXXX-9004 (Black)
+ XXX-XXXX (Accessory 1)

Specifications

Material description

Body	Marine-grade die-cast aluminium alloy			
Lens	Safety glass lens, hinged			
Colors	RAL9004 Signal black	RAL9016 Traffic white	RAL8019 Grey brown	RAL9007 Grey aluminium
Gasket	Silicone rubber gasket			
Fasteners	PCS Polymer Coated Stainless Steel Hardware			
Ingress protection	IP65			
Impact resistance	IK07			
Corrosion resistance	5CE			







Electrical description

Power supply	Integral [ECG] electronic driver 120V-277V. 0-10V dimmable, to be specified with order.
Driver / Ballast	Integral EC electronic converter in thermally-separated compartment
Surge protection	1/2 kV
Energy efficiency	C-D (Light source)





Additional information

Diameter (inches)	6.06
Listings	ETL, UL-1598, CSA-C22.2#250.0. Suitable for Wet Locations.
Lifetime	Ta=25°/40° L90B10 > 90000h

Options

Light distribution	Color temperature	Nominal Watt
 [B]	 3000K	24 W
 [M]	 4000K	
 [EE]		
 [EES]		

Configurations

Light distribution	Part ID	Light source	Delivered lumens	Rated input power	CRI
	134-1424	LED-12/24W/3000K	2709.2 lm	24 W	80
	134-1428	LED-12/24W/4000K	2896 lm	24 W	80
[B]					
	134-1426	LED-12/24W/3000K	2883.7 lm	24 W	80
	134-1426	LED-12/24W/3000K	2883.7 lm	24 W	80
	134-1430	LED-12/24W/4000K	3082.5 lm	24 W	80
	134-1430	LED-12/24W/4000K	3082.5 lm	24 W	80
[EE]					
	134-1427	LED-12/24W/3000K	3077.9 lm	24 W	80
	134-1427	LED-12/24W/3000K	3077.9 lm	24 W	80
	134-1431	LED-12/24W/4000K	3290.2 lm	24 W	80
	134-1431	LED-12/24W/4000K	3290.2 lm	24 W	80
[EES]					
	134-1425	LED-12/24W/3000K	2998.6 lm	24 W	80
	134-1425	LED-12/24W/3000K	2998.6 lm	24 W	80
	134-1425	LED-12/24W/3000K	2998.6 lm	24 W	80
	134-1429	LED-12/24W/4000K	3205.4 lm	24 W	80
	134-1429	LED-12/24W/4000K	3205.4 lm	24 W	80
	134-1429	LED-12/24W/4000K	3205.4 lm	24 W	80
[M]					