

Description

IP65. Class I. IK07. Marine-grade, die-cast aluminum alloy. 5CE superior corrosion protection including PCS hardware. Silicone CCG® Controlled Compression Gasket. Safety glass lens, hinged. CAD-optimized optics for superior illumination and glare control. Integral driver in thermally separated compartment. OLC® One LED Concept. Factory-installed LED circuit board. 0-10V Dimming comes standard with luminaire. Frame with safety catch. Gimbal mounted, 0-30° tiltable and 355° rotatable.

Suitable for installation over recessed junction box. A maximum of one internal optical accessory.

Specify product with 7 Digit product code - Finish Color. Accessories, such as mounting, optical, and electrical, must be specified separately.

Example: XXX-XXXX-9004 (Black)
+ XXX-XXXX (Accessory 1)

Specifications

Material description

Body	Marine-grade die-cast aluminium alloy			
Lens	Safety glass lens, hinged			
Colors	RAL9004 Signal black	RAL9016 Traffic white	RAL8019 Grey brown	RAL9007 Grey aluminium
Gasket	Silicone rubber gasket			
Fasteners	PCS Polymer Coated Stainless Steel Hardware			
Ingress protection	IP65			
Impact resistance	IK07			
Corrosion resistance	5CE			

Electrical description

Power supply	Integral [ECG] electronic driver 120V-277V. 0-10V dimmable, to be specified with order.
Driver / Ballast	Integral EC electronic converter in thermally-separated compartment
Surge protection	6/6 kV
Energy efficiency	C-D (Light source)

Additional information

Listings	ETL, UL-1598, CSA-C22.2#250.0. Suitable for Wet Locations.
Lifetime	Ta=25°/40° L90B10 > 90000h

Options

Light distribution

Color temperature

Nominal Watt



[W] bi-symmetric, wide beam



[M] symmetric, medium beam



[VN] symmetric, very narrow beam



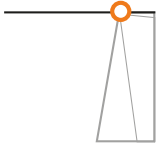



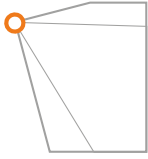
[VNS] symmetric, very narrow beam, sharp cut-off



[A20] wallwash

0 W

Configurations

Light distribution	Part ID	Light source	Delivered lumens	Rated input power	CRI
 <p>[A20] wallwash</p>	134-1600_us		1798.6 lm	0 W	80
	134-1601_us		1924 lm	0 W	80
 <p>[M] symmetric, medium beam</p>	134-1598_us		2241.6 lm	0 W	80
	134-1599_us		2398 lm	0 W	80
 <p>[VN] symmetric, very narrow beam</p>	134-1602_us		2137.9 lm	0 W	80
	134-1603_us		2287 lm	0 W	80
 <p>[VNS] symmetric, very narrow beam, sharp cut-off</p>	134-1605_us		2388.2 lm	0 W	80
	134-1606_us		2554.9 lm	0 W	80
 <p>[W] bi-symmetric, wide beam</p>	134-1596_us		1997.5 lm	0 W	80
	134-1597_us		2136.8 lm	0 W	80