

Description

IP66, Class I. Class II on request. IK07. Marine-grade, all aluminium construction. 5CE superior corrosion protection including PCS hardware. Silicone CCG® gasket. Safety glass lens. Two cable entries. Ceiling mount through canopy. Cable suspension 0.5 - 1.5 m. To be specified at time at ordering. Integral EC electronic converter in thermally separated compartment. CAD-optimised optics for superior illumination and glare control. OLC® One LED Concept. Factory installed LED circuit board.

Optional 2200 K version available. To be specified at time of ordering.

Specifications

Material description

Colours	RAL9004	RAL9006	RAL9007	RAL7016
	Signal black	White aluminium	Grey aluminium	Anthracite grey
	RAL9016			
	Traffic white			
Ingress protection	IP66			
Impact resistance	IK07			

Electrical description

Power supply	220-240V / 50-60 Hz
Driver / Ballast	Standard. Optional DALI version available. To be specified at time of ordering.
Surge protection	1/2 kV (optional SP10)
Energy efficiency	C-D (Light source)

Additional information

Lifetime	Ta=25° L90B10 > 90000h
----------	------------------------

Options

Light distribution



[B] symmetric, wide beam



[M] symmetric, medium beam



[EE] symmetric, very narrow beam



[EES] symmetric, very narrow beam, sharp cut-off

Colour temperature



2700K



3000K







4000K

Nominal Watt

12 W

Configurations

Light distribution	Part ID	Light source	Rated lumens	Rated input power	CRI
	134-2089	LED-6/12W/2700K	1070 lm	12 W	80
	134-2090	LED-6/12W/3000K	1149.2 lm	12 W	80
	134-2091	LED-6/12W/4000K	1228.5 lm	12 W	80
[B] symmetric, wide beam					
	134-2095	LED-6/12W/2700K	1347.7 lm	12 W	80
	134-2096	LED-6/12W/3000K	1447.6 lm	12 W	80
	134-2097	LED-6/12W/4000K	1547.4 lm	12 W	80
[EE] symmetric, very narrow beam					
	134-2098	LED-6/12W/2700K	1424 lm	12 W	80
	134-2099	LED-6/12W/3000K	1529.5 lm	12 W	80
	134-2100	LED-6/12W/4000K	1635 lm	12 W	80
[EES] symmetric, very narrow beam, sharp cut-off					
	134-2092	LED-6/12W/2700K	1201.1 lm	12 W	80
	134-2093	LED-6/12W/3000K	1290.1 lm	12 W	80
	134-2094	LED-6/12W/4000K	1379 lm	12 W	80
[M] symmetric, medium beam					