

Description

IP66, Class I. Class II on request. IK07. Marine-grade, die-cast aluminium alloy. 5CE superior corrosion protection including PCS hardware. Silicone CCG® gasket. Safety glass lens. One cable entry, optional T-QPD connector for through wiring available on request. Integral EC electronic converter in thermally separated compartment. CAD-optimised optics for superior illumination and glare control. Factory installed LED circuit board. The luminaire is factory-sealed and does not need to be opened during installation.

Includes cable connector, for cable 2-12 mm. +/- 10° adjustable to compensate for sloping catenary systems.

Other standardised housing lengths available on request.

Specifications

Material description

Colours	RAL9004	RAL9006	RAL9007	RAL7016
	Signal black	White aluminium	Grey aluminium	Anthracite grey
	RAL9016			
	Traffic white			
Ingress protection	IP66			
Impact resistance	IK07			

Electrical description

Power supply	220-240V / 50-60 Hz
Energy efficiency	C-D (Light source)

Additional information

Lifetime	Ta=25° L90B10 > 90000h
----------	------------------------

Options**Light distribution Colour temperature Nominal Watt**

[B]



2700K

24 W




[M]



3000K



[EE]







4000K



[EES]

Configurations

Light distribution	Part ID	Light source	Rated lumens	Rated input power	CRI
	134-2182	LED-12/24W/2700K	2382.4 lm	24 W	80
	134-2183	LED-12/24W/3000K	2558.9 lm	24 W	80
	134-2184	LED-12/24W/4000K	2735.4 lm	24 W	80
[B]					
	134-2188	LED-12/24W/2700K	2880.3 lm	24 W	80
	134-2189	LED-12/24W/3000K	3093.7 lm	24 W	80
	134-2190	LED-12/24W/4000K	3307 lm	24 W	80
[EE]					
	134-2191	LED-12/24W/2700K	2947.4 lm	24 W	80
	134-2192	LED-12/24W/3000K	3165.7 lm	24 W	80
	134-2193	LED-12/24W/4000K	3384 lm	24 W	80
[EES]					
	134-2185	LED-12/24W/2700K	2875.2 lm	24 W	80
	134-2186	LED-12/24W/3000K	3088.2 lm	24 W	80
	134-2187	LED-12/24W/4000K	3301.2 lm	24 W	80
[M]					