

Description

IP66, Class I. Class II on request. IK07. Marine-grade, all aluminium construction. 5CE superior corrosion protection including PCS hardware. Silicone CCG® gasket. Safety glass lens. Two cable entries. Ceiling mount through canopy. Cable suspension 0.5 - 1.5 m. To be specified at time at ordering. Integral EC electronic converter in thermally separated compartment. CAD-optimised optics for superior illumination and glare control. Factory installed LED circuit board. The luminaire is factory-sealed and does not need to be opened during installation.

Other standardised housing lengths available on request.

Optional 2200 K version available. To be specified at time of ordering.

Specifications

Material description

Colours	RAL9004	RAL9006	RAL9007	RAL7016
	Signal black	White aluminium	Grey aluminium	Anthracite grey
	RAL9016			
	Traffic white			
Ingress protection	IP66			
Impact resistance	IK07			

Electrical description

Power supply	220-240V / 50-60 Hz
Surge protection	1/2 kV (optional SP10)
Energy efficiency	C-D (Light source)

Additional information

Lifetime	Ta=25° L90B10 > 90000h
----------	------------------------

Options

Light distribution Colour temperature Nominal Watt



[B]



3000K

24 W




[M]



2700K



[EE]







4000K



[EES]

Configurations

Light distribution	Part ID	Light source	Rated lumens	Rated input power	CRI
	134-2206	LED-12/24W/2700K	2382.4 lm	24 W	80
	134-2207	LED-12/24W/3000K	2558.9 lm	24 W	80
	134-2208	LED-12/24W/4000K	2735.4 lm	24 W	80
[B]					
	134-2212	LED-12/24W/2700K	2880.3 lm	24 W	80
	134-2213	LED-12/24W/3000K	3093.7 lm	24 W	80
	134-2214	LED-12/24W/4000K	3307 lm	24 W	80
[EE]					
	134-2215	LED-12/24W/2700K	2947.4 lm	24 W	80
	134-2216	LED-12/24W/3000K	3165.7 lm	24 W	80
	134-2217	LED-12/24W/4000K	3384 lm	24 W	80
[EES]					
	134-2209	LED-12/24W/2700K	2875.2 lm	24 W	80
	134-2210	LED-12/24W/3000K	3088.2 lm	24 W	80
	134-2211	LED-12/24W/4000K	3301.2 lm	24 W	80
[M]					