

Description

IP66, Class I. IK07. Marine-grade, die-cast aluminum alloy. 5CE superior corrosion protection including PCS hardware. Silicone CCG® Controlled Compression Gasket. Safety glass lens. Two cable entries. Ceiling mount through canopy. Cable suspension 1.5 - 5 ft., to be specified at time at ordering. Integral driver, thermally separated. CAD-optimized optics for superior illumination and glare control. OLC® One LED Concept. Factory installed LED circuit board. 0-10V Dimming comes standard with luminaire. The luminaire is factory-sealed and does not need to be opened during installation.

Optional 2200 K version available, to be specified at time of ordering.

Specify product with 7 Digit product code - Finish Color. Accessories, such as mounting, optical, and electrical, must be specified separately.

Example: XXX-XXXX - 9004 (Black)
+ XXX-XXXX (Accessory 1)

Specifications

Material description

Body	Marine-grade, all aluminium construction			
Colors	RAL9004	RAL9007	RAL9016	RAL8019
	Signal black	Grey aluminium	Traffic white	Grey brown
Ingress protection	IP66			
Impact resistance	IK07			

Electrical description

Power supply	220-240V / 50-60 Hz
Driver / Ballast	Integral EC electronic converter in thermally-separated compartment
Surge protection	1/2 kV (optional SP10)
Energy efficiency	C-D (Light source)

Additional information

Listings	Contact WE-EF USA for ETL/UL certification status.
Lifetime	Ta=25°/40° L90B10 > 90000h

Options

Light distribution



[W] bi-symmetric, wide beam



[M] symmetric, medium beam



[VN] symmetric, very narrow beam



[VNS] symmetric, very narrow beam, sharp cut-off

Color temperature

Nominal Watt



3000K






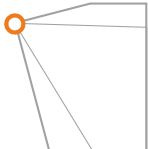
2700K



4000K

24 W

Configurations

Light distribution	Part ID	Light source	Delivered lumens	Rated input power	CRI
	134-2209_us	LED-12/24W/2700K	2875.2 lm	24 W	80
	134-2210_us	LED-12/24W/3000K	3088.2 lm	24 W	80
	134-2211_us	LED-12/24W/4000K	3301.2 lm	24 W	80
[M] symmetric, medium beam					
	134-2212_us	LED-12/24W/2700K	2880.3 lm	24 W	80
	134-2213_us	LED-12/24W/3000K	3093.7 lm	24 W	80
	134-2214_us	LED-12/24W/4000K	3307 lm	24 W	80
[VN] symmetric, very narrow beam					
	134-2215_us	LED-12/24W/2700K	2947.4 lm	24 W	80
	134-2216_us	LED-12/24W/3000K	3165.7 lm	24 W	80
	134-2217_us	LED-12/24W/4000K	3384 lm	24 W	80
[VNS] symmetric, very narrow beam, sharp cut-off					
	134-2206_us	LED-12/24W/2700K	2382.4 lm	24 W	80
	134-2207_us	LED-12/24W/3000K	2558.9 lm	24 W	80
	134-2208_us	LED-12/24W/4000K	2735.4 lm	24 W	80
[W] bi-symmetric, wide beam					