

#### Description

IP66, Class I. Class II on request. IK07. Marine-grade, die-cast aluminium alloy. 5CE superior corrosion protection including PCS hardware. Silicone CCG® gasket. Safety glass lens. One cable entry, optional T-QPD connector for through wiring available on request. Integral EC electronic converter in thermally separated compartment. CAD-optimised optics for superior illumination and glare control. Factory installed LED circuit board. Tunable White Technology. The luminaire is factory-sealed and does not need to be opened during installation.

Includes cable connector, for cable 2-12 mm. +/- 10° adjustable to compensate for sloping catenary systems.

Other standardised housing lengths available on request.

## Specifications

### Material description

Colours	<b>RAL9004</b>	<b>RAL9006</b>	<b>RAL9007</b>	<b>RAL7016</b>
	Signal black	White aluminium	Grey aluminium	Anthracite grey
	<b>RAL9016</b>			
	Traffic white			
Ingress protection	IP66			
Impact resistance	IK07			

### Electrical description

Power supply	220-240V / 50-60 Hz
Surge protection	SP10
Energy efficiency	D (Light source)

### Additional information

Lifetime	Ta=25° L90B10 > 90000h
----------	------------------------

**Options****Light distribution****Colour temperature****Nominal Watt**

[B] symmetric, wide beam

2200-6000K

42 W






[M] symmetric, medium beam



[E] symmetric, narrow beam

## Configurations

Light distribution	Part ID	Light source	Rated lumens	Rated input power	CRI
 [B] symmetric, wide beam	134-2288	LED-2/42W/2200-6000K	3993.5 lm	42 W	80
 [E] symmetric, narrow beam	134-2290	LED-2/42W/2200-6000K	4406.3 lm	42 W	80
 [M] symmetric, medium beam	134-2289	LED-2/42W/2200-6000K	4237.4 lm	42 W	80