**Description**

IP66, Class I. Class II on request. IK07. Marine-grade, die-cast aluminium alloy. 5CE superior corrosion protection including PCS hardware. Silicone CCG® gasket. Safety glass lens. One cable entry, optional T-QPD connector for through wiring available on request. Integral EC electronic converter in thermally separated compartment. CAD-optimised optics for superior illumination and glare control. Factory installed LED circuit board. Tunable White Technology. The luminaire is factory-sealed and does not need to be opened during installation.

Includes cable connector, for cable 2-12 mm. +/- 10° adjustable to compensate for sloping catenary systems.

Other standardised housing lengths available on request.

Specifications

Material description

Colours	RAL9004 Signal black	RAL9007 Grey aluminium	RAL7016 Anthracite grey	RAL9016 Traffic white
Ingress protection	IP66			
Impact resistance	IK07			

Electrical description

Power supply	220-240V / 50-60 Hz
Surge protection	SP10
Energy efficiency	D (Light source)

Additional information

Lifetime	Ta=25° L90B10 > 90000h
----------	------------------------

Options

Light distribution **Colour temperature** **Nominal Watt**



[B]

2200-6000K

42 W






[M]



[E]

Configurations

Light distribution	Part ID	Light source	Rated lumens	Rated input power	CRI
 <p>[B]</p>	134-2288	LED-2/42W/2200-6000K	3993.5 lm	42 W	80
 <p>[E]</p>	134-2290	LED-2/42W/2200-6000K	4406.3 lm	42 W	80
 <p>[M]</p>	134-2289	LED-2/42W/2200-6000K	4237.4 lm	42 W	80