

Description

IP66, Class I. IK07. Marine-grade, die-cast aluminum alloy. 5CE superior corrosion protection including PCS hardware. Silicone CCG® Controlled Compression Gasket. Safety glass lens. One cable entry, second cable entry for through wiring with cable connector optional. Integral driver in thermally separated compartment. CAD-optimized optics for superior illumination and glare control. OLC® One LED Concept. Factory installed LED circuit board. Tunable White technology. DALI interface. The luminaire is factory-sealed and does not need to be opened during installation.

Includes cable connector, for cable 0.08-0.47 inch. +/- 10° adjustable to compensate for sloping catenary systems.

Specify product with 7 Digit product code - Finish Color. Accessories, such as mounting, optical, and electrical, must be specified separately.

Example: XXX-XXXX - 9004 (Black)
+ XXX-XXXX (Accessory 1)

Specifications

Material description

Body	Marine-grade, die-cast aluminum alloy			
Colors	RAL9004 Signal black	RAL9007 Grey aluminium	RAL9016 Traffic white	RAL8019 Grey brown
Ingress protection	IP66			
Impact resistance	IK07			

Electrical description

Power supply	220-240V / 50-60 Hz
Surge protection	SP10
Energy efficiency	D (Light source)

Additional information

Height x Diameter (inches)	11.8 x 7.7
Listings	Contact WE-EF USA for ETL/UL certification status.
Windage	0.658 ft ²
Lifetime	Ta=25°/40° L90B10 > 90000h

Options

Light distribution **Color temperature** **Nominal Watt**



[B]

2200-6000K

42 W






[M]



[E]

Configurations

Light distribution	Part ID	Light source	Delivered lumens	Rated input power	CRI
 <p>[B]</p>	134-2288	LED-2/42W/2200-6000K	3993.5 lm	42 W	80
 <p>[E]</p>	134-2290	LED-2/42W/2200-6000K	4406.3 lm	42 W	80
 <p>[M]</p>	134-2289	LED-2/42W/2200-6000K	4237.4 lm	42 W	80