**Description**

IP66, Class I. IK07. Marine-grade, all aluminium construction. 5CE superior corrosion protection including PCS hardware. Silicone CCG® gasket. Safety glass lens. Two cable entries. Ceiling mount through canopy. Pendulum rod 0.5 - 1.5 m can be selected in 0.1 m increments. To be specified at time at ordering. Integral EC electronic converter in thermally separated compartment. CAD-optimised optics for superior illumination and glare control. Factory installed LED circuit board. The luminaire is factory-sealed and does not need to be opened during installation.

Other standardised housing lengths available on request.

Optional 2200 K version available. To be specified at time of ordering.

Specifications

Material description

Colours	RAL9004 Signal black	RAL9007 Grey aluminium	RAL7016 Anthracite grey	RAL9016 Traffic white
Ingress protection	IP66			
Impact resistance	IK07			

Electrical description

Power supply	220-240V / 50-60 Hz
Surge protection	1/2 kV (optional SP10)
Energy efficiency	C-D (Light source)

Additional information

Lifetime	Ta=25° L90B10 > 90000h
----------	------------------------

Options

Light distribution Colour temperature Nominal Watt



[B]



2700K

48 W




[M]



3000K



[EE]







4000K



[EES]

Configurations

Light distribution	Part ID	Light source	Rated lumens	Rated input power	CRI
	134-2520	LED-24/48W/2700K	4916.1 lm	48 W	80
	134-2521	LED-24/48W/3000K	5280.3 lm	48 W	80
	134-2522	LED-24/48W/4000K	5644.5 lm	48 W	80
[B]					
	134-2526	LED-24/48W/2700K	5546.8 lm	48 W	80
	134-2527	LED-24/48W/3000K	5957.7 lm	48 W	80
	134-2528	LED-24/48W/4000K	6368.6 lm	48 W	80
[EE]					
	134-2529	LED-24/48W/2700K	5785.2 lm	48 W	80
	134-2530	LED-24/48W/3000K	6213.7 lm	48 W	80
	134-2531	LED-24/48W/4000K	6642.2 lm	48 W	80
[EES]					
	134-2523	LED-24/48W/2700K	5378.5 lm	48 W	80
	134-2524	LED-24/48W/3000K	5776.9 lm	48 W	80
	134-2525	LED-24/48W/4000K	6175.3 lm	48 W	80
[M]					