

Description

DOC120-FT LED for remodel projects. For new construction, see DOC120-FT LED [New Construction] version.

IP66, Class I. IK07. Marine-grade, die-cast aluminum alloy. 5CE superior corrosion protection including PCS hardware. Silicone CCG® Controlled Compression Gasket. Safety glass lens. Integral driver, thermally separated. Darklight anodized aluminum reflector for superior illumination and glare control. Factory installed LED circuit board. DMX interface.

A maximum of one internal optical accessory, to be specified at time of ordering.

Specify product with 7 Digit product code - Finish Color. Accessories, such as mounting, optical, and electrical, must be specified separately.

Example: XXX-XXXX - 9004 (Black)
+ XXX-XXXX (Accessory 1)

Specifications

Material description

Colors	RAL9004 Signal black	RAL9007 Grey aluminium	RAL9016 Traffic white	RAL8019 Grey brown
Ingress protection	IP66			
Impact resistance	IK07			

Electrical description

Power supply	Integral [ECG] electronic driver 120V-277V. 0-10V dimmable, to be specified with order.
Driver / Ballast	Integral EC electronic converter in thermally-separated compartment
Energy efficiency	D (Light source)

Additional information

Listings	Contact WE-EF USA for ETL/UL certification status.
Lifetime	Ta=25°/40° L70B50 > 50000h

Options

Light distribution



[W] bi-symmetric, wide beam



[M] symmetric, medium beam



[N] bi-symmetric, narrow beam



[B] symmetric, wide beam



[E] symmetric, narrow beam

Color temperature



3000K



4000K






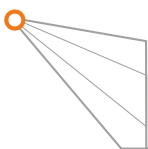
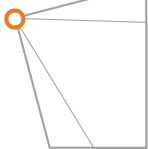
2700K

Nominal Watt

17 W

24 W

Configurations

Light distribution	Part ID	Light source	Delivered lumens	Rated input power	CRI
	134-1919	LED-1/17W/2700K	1666.6 lm	17 W	80
	134-1920	LED-1/24W/2700K	2299.8 lm	24 W	80
[B] symmetric, wide beam	134-1923	LED-1/17W/2700K	787.9 lm	17 W	80
	134-1924	LED-1/24W/2700K	1087.2 lm	24 W	80
	[E] symmetric, narrow beam	134-1921	LED-1/17W/2700K	1680 lm	17 W
	134-1857_us	LED-1/17W/3000K	1757.2 lm	17 W	80
	134-1858_us	LED-1/17W/4000K	1831.6 lm	17 W	80
	134-1922	LED-1/24W/2700K	2318.2 lm	24 W	80
	134-1863_us	LED-1/24W/3000K	2249.5 lm	24 W	80
	134-1864_us	LED-1/24W/4000K	2346.8 lm	24 W	80
	[M] symmetric, medium beam	134-1859_us	LED-1/17W/3000K	824.1 lm	17 W
	134-1860_us	LED-1/17W/4000K	859 lm	17 W	80
	134-1865_us	LED-1/24W/3000K	1055 lm	24 W	80
	134-1866_us	LED-1/24W/4000K	1100.6 lm	24 W	80
	[N] bi-symmetric, narrow beam	134-1855_us	LED-1/17W/3000K	1743.3 lm	17 W
	134-1856_us	LED-1/17W/4000K	1817.1 lm	17 W	80
	134-1861_us	LED-1/24W/3000K	2231.7 lm	24 W	80
	134-1862_us	LED-1/24W/4000K	2328.2 lm	24 W	80
	[W] bi-symmetric, wide beam				