

Description

DOC120 LED for remodel projects. For new construction, see DOC120 LED [New Construction] version.

IP66, Class I. IK07. Marine-grade, die-cast aluminum alloy. 5CE superior corrosion protection including PCS hardware. Silicone CCG® Controlled Compression Gasket. Safety glass lens. Separate IP66 driver housing. CAD-optimized optics for superior illumination and glare control. OLC® One LED Concept. Factory installed LED circuit board. 0-10V Dimming comes standard with luminaire.

A pre-installation blockout, proud or flush, is available and recommended for mounting in concrete ceilings; to be ordered separately.

Specify product with 7 Digit product code - Finish Color. Accessories, such as mounting, optical, and electrical, must be specified separately.

Example: XXX-XXXX - 9004 (Black)
+ XXX-XXXX (Accessory 1)

Specifications

Material description

Body	Marine-grade, die-cast aluminium alloy			
Colors	RAL9004	RAL9016	RAL8019	RAL9007
	Signal black	Traffic white	Grey brown	Grey aluminium
Fasteners	PCS Polymer Coated Stainless Steel Hardware			
Ingress protection	IP66			
Impact resistance	IK07			








Electrical description

Power supply	Integral [ECG] electronic driver 120V-277V. 0-10V dimmable, to be specified with order.
Driver / Ballast	Integral EC electronic converter in thermally-separated compartment
Surge protection	6/6 kV
Energy efficiency	C-D (Light source)





Additional information

Listings	Contact WE-EF USA for ETL/UL certification status.
Lifetime	Ta=25°/40° L90B10 > 90000h

Options

Light distribution	Color temperature	Nominal Watt
 [B]	 3000K	24 W
 [M]	 4000K	
 [EE]	 2700K	
 [EES]		

Configurations

Light distribution	Part ID	Light source	Delivered lumens	Rated input power	CRI
	134-1911	LED-12/24W/2700K	2522.3 lm	24 W	80
	134-1737	LED-12/24W/3000K	2709.2 lm	24 W	80
	134-1738	LED-12/24W/4000K	2896 lm	24 W	80
[B]					
	134-1913	LED-12/24W/2700K	2684.8 lm	24 W	80
	134-1741	LED-12/24W/3000K	2883.7 lm	24 W	80
	134-1741	LED-12/24W/3000K	2883.7 lm	24 W	80
[EE]	134-1742	LED-12/24W/4000K	3082.5 lm	24 W	80
	134-1742	LED-12/24W/4000K	3082.5 lm	24 W	80
	134-1914	LED-12/24W/2700K	2865.6 lm	24 W	80
	134-1743	LED-12/24W/3000K	3077.9 lm	24 W	80
	134-1743	LED-12/24W/3000K	3077.9 lm	24 W	80
	134-1744	LED-12/24W/4000K	3290.2 lm	24 W	80
	134-1744	LED-12/24W/4000K	3290.2 lm	24 W	80
[EES]					
	134-1912	LED-12/24W/2700K	2791.8 lm	24 W	80
	134-1739	LED-12/24W/3000K	2998.6 lm	24 W	80
	134-1739	LED-12/24W/3000K	2998.6 lm	24 W	80
	134-1740	LED-12/24W/4000K	3205.4 lm	24 W	80
	134-1740	LED-12/24W/4000K	3205.4 lm	24 W	80
[M]					