

Description

IP66, Class I. Class II on request. IK07. Marine-grade, die-cast aluminium alloy. 5CE superior corrosion protection including PCS hardware. Silicone CCG® Controlled Compression Gasket. Safety glass lens. Two cable entries. Integral EC electronic converter in thermally separated compartment. Darklight anodised aluminium reflector for superior illumination and glare control. Factory-installed LED circuit board. The luminaire is factory-sealed and does not need to be opened during the installation.

Suitable for mounting up to max. 40 mm ceiling thickness. A pre-installation blackout, proud or flush, is available and recommended for mounting in concrete ceilings. To be ordered separately.

A maximum of one internal optical accessory.

The luminaire is not suitable for chlorine containing environments e.g. swimming pool. Special version suitable for chlorine containing environments, on request. Must be specified at time of ordering.

Specifications

Material description

Colours	RAL9004	RAL9006	RAL9007	RAL7016
	Signal black	White aluminium	Grey aluminium	Anthracite grey
	RAL9016			
	Traffic white			
Ingress protection	IP66			
Impact resistance	IK07			

Electrical description

Energy efficiency	D (Light source)
-------------------	------------------

Additional information

Lifetime	Ta=25° L70B50 > 50000h
----------	------------------------

Options

Light distribution



[B] symmetric, wide beam



[M] symmetric, medium beam



[E] symmetric, narrow beam

Colour temperature



3000K



4000K






2700K

Nominal Watt

24 W

37 W

Configurations

Light distribution	Part ID	Light source	Rated lumens	Rated input power	CRI
 [B] symmetric, wide beam	134-1925	LED-1/24W/2700K	2139 lm	24 W	80
	134-1798	LED-1/24W/3000K	2292.2 lm	24 W	80
	134-1799	LED-1/24W/4000K	2392.6 lm	24 W	80
	134-1926	LED-1/37W/2700K	3237.6 lm	37 W	80
	134-1804	LED-1/37W/3000K	3369.7 lm	37 W	80
	134-1805	LED-1/37W/4000K	3514.9 lm	37 W	80
 [E] symmetric, narrow beam	134-1929	LED-1/24W/2700K	1204 lm	24 W	80
	134-1802	LED-1/24W/3000K	1290.2 lm	24 W	80
	134-1803	LED-1/24W/4000K	1346.7 lm	24 W	80
	134-1930	LED-1/37W/2700K	1822.3 lm	37 W	80
	134-1808	LED-1/37W/3000K	1896.6 lm	37 W	80
	134-1809	LED-1/37W/4000K	1978.4 lm	37 W	80
 [M] symmetric, medium beam	134-1927	LED-1/24W/2700K	2177.7 lm	24 W	80
	134-1800	LED-1/24W/3000K	2333.7 lm	24 W	80
	134-1801	LED-1/24W/4000K	2435.9 lm	24 W	80
	134-1928	LED-1/37W/2700K	3296.2 lm	37 W	80
	134-1806	LED-1/37W/3000K	3430.6 lm	37 W	80
	134-1807	LED-1/37W/4000K	3578.5 lm	37 W	80